

Format of holding of specified securities

1. Name of Listed Entity: **TRISHAKTI ELECTRONICS AND INDUSTRIES LTD** (CIN:L31909WB1985PLC036)

2. Scrip Code - Name of Scrip -,- Class of Security Equity

3. Share Holding Pattern Filed under : Reg. 31(1)(a)/Reg. 31(1)(b)/Reg. 31(1)(c)

a. If under 31 (1)(b) then indicate the report for Quarter ending: 30/09/2023


b. If under 31(1)(c) then indicate date of allotment/extinguishment

4. **Declaration** : The Listed entity is required to submit the following declaration to the extent of submission of information:-

Particulars	Yes*	No*
1 Whether the Listed Entity has issued any partly paid up shares?		No
2 Whether the Listed Entity has issued any Convertible Securities or Warrants?		No
3 Whether the Listed Entity has any shares against which depository receipts are issued?		No
4 Whether the Listed Entity has any shares in Locked-in?		No
5 Whether any shares held by promoters are pledge or otherwise encumbered?	Yes	

* If the Listed Entity selects the option 'No' for the questions above, the column for the partly paid up shares, Outstanding Convertible Securities/Warrants, depository receipts, locked-in shares, No of shares pledged or otherwise encumbered by promoters, as applicable, shall not be displayed at the time of dissemination on the Stock Exchange website. Also wherever there is 'No' declared by Listed Entity in above table the values will be considered as 'Zero' by default on submission of the format of holding of specified securities.


5. The tabular format for disclosure of holding of specified securities is as follows:-



TRISHAKTI ELECTRONICS AND INDUSTRIES LTD

Table I - Summary Statement holding of specified securities as on 30/09/2023

Category (I)	Category of shareholder (II)	Nos. of shareholders (III)	No. of fully paid up equity shares held (IV)	No. of Partly paid-up equity shares held (V)	No. of shares underlying Depository Receipts (VI)	Total nos. shares held (VII)=(IV)+(V)+(VI)	Shareholding as a % of total no. of shares (calculated as per SCRR, 1957) (VIII) As a % of (A+B+C2)	Number of Voting Rights held in each class of securities (IX)				No of shares Underlying outstanding convertible securities (including Warrants) (X)	Shareholding as a % assuming full conversion of convertible securities (as a percentage of diluted share capital) (XI)=(VII)+(X) As a % of (A+B+C2)	Number of Locked in shares (XII)		Number of shares pledged or otherwise encumbered (XIII)		Number of equity shares held in dematerialized form (XIV)
								No of Voting Rights			Total as a % of (A+B+C)			No. (a)	As a % of total shares held (b)	No. (a)	As a % of total shares held (b)	
								Class eg:x	Class eg:y	Total								
(A)	Promoter & Promoter group	3	1072180	0	0	1072180	36.0930	1072180	0	1072180	36.0930	0	0	0.0000	70158	6.5435	1072180	
(B)	Public	1218	1898420	0	0	1898420	63.9070	1898420	0	1898420	63.9070	0	0	0.0000	NA		1840046	
(C)	Non Promoter - Non Public														NA			
(C1)	Shares underlying DRs						NA								NA			
(C2)	Shares held by Employee Trusts														NA			
	Total	1221	2970600	0	0	2970600	100.0000	2970600	0	2970600	100.0000	0	0		70158	2.3617	2912226	



TRISHAKTI ELECTRONICS AND INDUSTRIES LTD

Table II - Statement Showing shareholding pattern of the Promoter and Promoter Group as on 30/09/2023

(1)	Category & Name of the Shareholders (I)	Entity type i.e. promoter OR promoter group entity (except promoter)	PAN (II)	Nos. of shareholders (III)	No. of fully paid up equity shares held (IV)	Partly paid-up equity shares held (V)	Nos. of shares underlying Depository Receipts (VI)	Total nos. shares held (VII)=(IV)+(V)+(VI)	Number of Voting Rights held in each class of securities (X)			Shareholding as a % assuming full conversion of convertible securities (as a percentage of diluted share capital) (XI)=(VII)+(X) As a % of (A+B+C2)	Number of Locked in shares (XII)		Number of shares pledged or otherwise encumbered (XIII)		Number of equity shares held in dematerialized form (XIV)		
									No of Voting Rights				Total as a % of Total Voting rights	No. (a)	As a % of total shares held (b)	No. (a)		As a % of total shares held (b)	
									Class x	Class y	Total								
(1)	Indian																		
(a)	Individuals/Hindu undivided Family			3	1072180	0	0	1072180	36.0930	1072180	0	1072180	36.0930	0	0.0000	70158	6.5435	1072180	
	SURESH JHANWAR	Promoter	ACKPJ6521H	1	810779	0	0	810779	27.2934	810779	0	810779	27.2934	0	0.0000	0	0.0000	810779	
	SURESH JHANWAR	Promoter	AANH95302Q	1	141358	0	0	141358	4.7586	141358	0	141358	4.7586	0	0.0000	70158	48.8314	141358	
	SHALINI JHANWAR	Promoter	ACTPJ8355L	1	120043	0	0	120043	4.0410	120043	0	120043	4.0410	0	0.0000	0	0.0000	120043	
(b)	Central Government/State Government(s)												0	0.0000	0	0.0000	0	0.0000	
(c)	Financial Institutions/Banks												0	0.0000	0	0.0000	0	0.0000	
(d)	Any Other (specify)												0	0.0000	0	0.0000	0	0.0000	
	Sub Total			3	1072180	0	0	1072180	36.0930	1072180	0	1072180	36.0930	0	0.0000	70158	6.5435	1072180	
(2)	Foreign																		
(a)	Individuals (Non-Resident Individuals/Foreign Individuals)												0	0.0000	0	0.0000	0	0.0000	
(b)	Government												0	0.0000	0	0.0000	0	0.0000	
(c)	Institutions												0	0.0000	0	0.0000	0	0.0000	
(d)	Foreign Portfolio Investor												0	0.0000	0	0.0000	0	0.0000	
(e)	Any Other (specify)												0	0.0000	0	0.0000	0	0.0000	
	Sub Total			0	0	0	0	0	0.0000	0	0	0	0.0000	0	0.0000	0	0.0000	0	
	Total Shareholding of Promoter and Promoter Group (A)=(AX1)+(AX2)			3	1072180	0	0	1072180	36.0930	1072180	0	1072180	36.0930	0	0.0000	70158	6.5435	1072180	



TRISHAKTI ELECTRONICS AND INDUSTRIES LTD

Table III - Statement Showing shareholding pattern of the Public shareholder as on 30/09/2023

Category & Name of the Shareholders (i)	PAN (ii)	Nos. of shareholders (iii)	No. of fully paid up equity shares held (iv)	Partly paid-up equity shares held (v)	Nos. of shares underlying Depository Receipts (vi)	Total nos. shares held (vii)=(iv)+(v)+(vi)	Shareholding % calculated as per SCRR, 1957) As a % of (A+B+C2) (viii)	Number of Voting Rights held in each class of securities (ix)			Total as a % of Total Voting rights	No of shares underlying convertible securities (including Warrants) (x)	Total Shareholding as a % assuming full conversion of convertible securities (as a percentage of diluted share capital) (xi)=(vii)+(x) As a % of A+B+C2)	Number of Locked in shares (xii)		Number of shares pledged or otherwise encumbered (xiii)		Sub-categorization of shares (xv) Shareholding (No of shares) under						
								Class x	Class y	Total				As a % of total shares held (b)	No. (Not applicable) (a)	As a % of total shares held (b)	Number of equity shares held in dematerialized form (xiv)	Sub-	Sub-	Sub-				
																		Category (i)	Category (ii)	Category (iii)				
(1) Institutions (Domestic)																								
(a) Mutual Funds																								
(b) Venture Capital Funds																								
(c) Alternate Investment Funds																								
(d) Banks																								
(e) Insurance Companies																								
(f) Provident Funds / Pension Funds																								
(g) Asset Reconstruction Companies																								
(h) Sovereign Wealth Funds																								
(i) NBFCs Registered with RBI																								
(j) Other Financial Institutions																								
(k) Any Other (specify)																								
Sub Total		0	0	0	0	0	0.0000	0	0	0	0.0000	0	0.0000	0	0.0000	NA		0	0	0	0	0	0	
(2) Institutions (Foreign)																								
(a) Foreign Direct Investment																								
(b) Foreign Venture Capital Investors																								
(c) Sovereign Wealth Funds																								
(d) Foreign Portfolio Investors Category I																								
(e) Foreign Portfolio Investors Category II																								
(f) Overseas Depositories (holding DRs) (balancing figure)																								
(g) Any Other (specify)																								
Sub Total		0	0	0	0	0	0.0000	0	0	0	0.0000	0	0.0000	0	0.0000	NA		0	0	0	0	0	0	
(3) Central Government / State Government(s)																								
(a) Central Government / President of India																								
(b) State Government / Governor																								
(c) Shareholding by Companies or Bodies Corporate where Central/State Government is promoter																								
Sub Total		0	0	0	0	0	0.0000	0	0	0	0.0000	0	0.0000	0	0.0000	NA		0	0	0	0	0	0	
(4) Non-Institutions																								
(a) Associate Companies / Subsidiaries																								



TRISHAKTI ELECTRONICS AND INDUSTRIES LTD

Table III - Statement Showing shareholding pattern of the Public shareholder as on 30/09/2023


Category & Name of the Shareholders (I)	PAN (II)	Nos. of shareholders (III)	No. of fully paid up equity shares held (IV)	Partly paid up equity shares held (V)	Nos. of shares underlying Depository Receipts (VI)	Total nos. shares held (VII)=(IV)+(V)+(VI)	Shareholding % calculated as per SCRR, 1957) As a % of (A+B+C2) (VIII)	Number of Voting Rights held in each class of securities (IX)			Total Shareholding as a % assuming full conversion of convertible securities (as a percentage of diluted share capital) (XI)=(VII)+(X) As a % of A+B+C2)	Number of Locked in shares (XII)		Number of shares pledged or otherwise encumbered (XIII)		Sub-categorization of shares (XV) Shareholding (No. of shares) under					
								No. of Voting Rights		Total as a % of Total Voting rights (X)		No. (a)	As a % of total shares held (b)	No. (Not applicable) (a)	As a % of total shares held (Not applicable) (b)	Number of equity shares held in dematerialized form (XIV)	Sub-Category (i)	Sub-Category (ii)	Sub-Category (iii)		
								Class x	Class y								Total	Sub-Category (i)	Sub-Category (ii)	Sub-Category (iii)	
(b) Directors and their relatives (excluding independent directors and nominee directors)																					
(c) Key Managerial Personnel																					
(d) Relatives of Promoters (other than immediate relatives of promoters disclosed under Promoter and Promoter Group category)																					
(e) Trusts where any person belonging to Promoter and Promoter Group category is trustee, beneficiary or author of the trust																					
(f) Investor Education and Protection Fund Authority																					
(g) Resident Individuals holding nominal share capital upto Rs.2 lakhs		1158	310649	0	0	310649	10.4574	310649	0	310649	10.4574	0	10.4574	0	0.0000	NA	269475	0	0	0	0
(h) Resident Individuals holding nominal share capital in excess of Rs.2 lakhs		5	810821	0	0	810821	27.2949	810821	0	810821	27.2949	0	27.2949	0	0.0000	NA	810821	0	0	0	0
PIRANAV JHANWAR	AFHPJ3706N	1	362222	0	0	362222	12.1936	362222	0	362222	12.1936	0	12.1936	0	0.0000	NA	362222	0	0	0	0
DHRUV JHANWAR	AFHPJ7036B	1	362122	0	0	362122	12.1902	362122	0	362122	12.1902	0	12.1902	0	0.0000	NA	362122	0	0	0	0
PARBATI GHOSH	AVSPG0947M	1	30119	0	0	30119	1.0139	30119	0	30119	1.0139	0	1.0139	0	0.0000	NA	30119	0	0	0	0
TEJAS B. TRIVEDI	AANPT5683R	2	29898	0	0	29898	1.0065	29898	0	29898	1.0065	0	1.0065	0	0.0000	NA	29898	0	0	0	0
(i) Non Resident Indians (NRIs)		3	501	0	0	501	0.0169	501	0	501	0.0169	0	0.0169	0	0.0000	NA	501	0	0	0	0
(j) Foreign National																					
(k) Foreign Company / OCB																					
(l) Bodies Corporate		22	732919	0	0	732919	24.6724	732919	0	732919	24.6724	0	24.6724	0	0.0000	NA	715719	0	0	0	0
SAGARMAL RAMESH KUMAR PVT LTD	AADCS7102A	1	458705	0	0	458705	15.4415	458705	0	458705	15.4415	0	15.4415	0	0.0000	NA	458705	0	0	0	0
STARLIGHT CAPITAL PRIVATE	ABECS5052L	1	85032	0	0	85032	2.8625	85032	0	85032	2.8625	0	2.8625	0	0.0000	NA	85032	0	0	0	0
STARMAX INVESTMENT PRIVATE	ABECS4819B	1	62566	0	0	62566	2.1062	62566	0	62566	2.1062	0	2.1062	0	0.0000	NA	62566	0	0	0	0
SUNFLAG VINIYOG PRIVATE LIMITED	AAECS3865J	1	32517	0	0	32517	1.0946	32517	0	32517	1.0946	0	1.0946	0	0.0000	NA	32517	0	0	0	0
(m) Any Other (specify)																					
Resident Individual (HUF)		28	38355	0	0	38355	1.2912	38355	0	38355	1.2912	0	1.2912	0	0.0000	NA	38355	0	0	0	0
Clearing Member		2	5175	0	0	5175	0.1742	5175	0	5175	0.1742	0	0.1742	0	0.0000	NA	5175	0	0	0	0
Sub Total		1218	1898420	0	0	1898420	63.9070	1898420	0	1898420	63.9070	0	63.9070	0	0.0000	NA	1840046	0	0	0	0
Total Public Shareholding (B)=(B1)+(B2)+(B3)		1218	1898420	0	0	1898420	63.9070	1898420	0	1898420	63.9070	0	63.9070	0	0.0000	NA	1840046	0	0	0	0
Details of the shareholders acting as persons in Concert																					
NIL																					




TRISHAKTI ELECTRONICS AND INDUSTRIES LTD

Table IV - Statement Showing shareholding pattern of the Non Promoter - Non Public shareholder as on 30/09/2023

Category & Name of the Shareholders (I)	PAN (II)	No of shareholders (III)	No. of fully paid up equity shares held (IV)	Partly paid-up equity shares held (V)	Nos. of shares underlying Depository Receipts (VI)	Total nos. shares held (VII)=(IV)+(V)+(VI)	Shareholding % calculated as per SCRR, 1957) As a % of (VIII)	Number of Voting Rights held in each class of securities (IX)			Total as a % of Total Voting rights	No of shares Underlying outstanding convertible securities (including Warrants) (X)	Total Shareholding as a % assuming full conversion of convertible securities (as a percentage of diluted share capital) (XI)=(VII)+(X) As a % of A+B+C2	Number of Locked in shares (XII)		Number of shares pledged or otherwise encumbered (XIII)		Number of equity shares held in dematerialized form (XIV)
								No of Voting Rights						No. (a)	As a % of total shares held (b)	No. (Not applicable) (a)	As a % of total shares held (b)	
								Class x	Class y	Total								
(1) Custodian / DR Holder																		
(2) Employee Benefit Trust/Employee Welfare Trust under SEBI (Share based Employee Benefits and Sweat Equity) Regulations, 2021																		
Total Non Promoter - Non Public Shareholding (C)=(C)(1)+(C)(2)		0	0	0	0	0	0.0000	0	0	0	0.0000	0	0.0000	0	0.0000	NA	NA	0



TRISHAKTI ELECTRONICS AND INDUSTRIES LTD											
Annexure											
Table V - Statement showing details of significant beneficial owners as on 30/09/2023											
Details of the (SBO)			Details of the registered owner			Details of holding / exercise of right of the SBO in the reporting company, whether direct or indirect:					Date of creation / acquisition of significant beneficial interest
(I)			(II)			Whether by virtue of: (III)					(IV)
Sr No	Name	PAN / Passport No. in case of a foreign national	Nationality	Name	PAN / Passport No. in case of a foreign national	Nationality	Shares (%)	Voting rights (%)	Rights on distributable dividend or any other distribution (%)	Exercise of control	Exercise of significant influence




TRISHAKTI ELECTRONICS AND INDUSTRIES LTD

Table VI - Statement showing foreign ownership limits as on 30/09/2023

	Board approved limits	Limits utilized
As on shareholding date	0.0000	0.0169
As on the end of previous 1st Quarter		
As on the end of previous 2nd Quarter		
As on the end of previous 3rd Quarter		
As on the end of previous 4th Quarter		


501



TRISHAKTI ELECTRONICS AND INDUSTRIES LTD


List of shareholders (other than Res Ind) as on 30/09/2023

Sl No	Folio/Client Id	Dp Id	PAN	Name	Shares	%	Physical	Demat	Category
1	11744603	IN300020	ACTPJ8355L	SHALINI JHANWAR	120043	4.0410	0	120043	Promoter - Individuals/HUF
2	11744611	IN300020	ACKPJ8521H	SURESH JHANWAR	810779	27.2934	0	810779	Promoter - Individuals/HUF
3	11745331	IN300020	AANHS5302Q	SURESH JHANWAR HUF	71200	2.3968	0	71200	Promoter - Individuals/HUF
4	1201060003624104	10600	AANHS5302Q	SURESH JHANWAR HUF	70158	2.3617	0	70158	Promoter - Individuals/HUF
TOTAL					1072180	36.0930	0	1072180	Promoter - Individuals/HUF
1	1203450000778484	34500	AAFCA8512K	AHINSHA FERROTECH PRIVATE LIMITED	1000	0.0337	0	1000	Bodies Corporate
2	1208160065417541	81600	AARCA4967C	AIMWARE INDIA PRIVATE	6	0.0002	0	6	Bodies Corporate
3	20952988	IN301330	AADCA9058Q	ALLIANCE FINSTOCK LTD	99	0.0033	0	99	Bodies Corporate
4	1203320018512904	33200	AAACM6094R	ANGEL BROKING LIMITED	9985	0.3361	0	9985	Bodies Corporate
5	39768836	IN301549	AAECA7665G	APPROACH PROPERTIES PRIVATE LIMITED	25280	0.8510	0	25280	Bodies Corporate
6	1204630000155615	46300	AACCB5141L	BMA WEALTH CREATORS LTD	50	0.0017	0	50	Bodies Corporate
7	0001029			CLASSIC SHARE & STOCK BROKING SER. LTD	400	0.0135	400	0	Bodies Corporate
8	0000202			FAST TRACK TRADE FIVEST LTD	300	0.0101	300	0	Bodies Corporate
9	10003891	IN300773	AAACJ7110P	JAINCO PROJECTS(INDIA) LIMITED	6150	0.2070	0	6150	Bodies Corporate
10	26539062	IN300214	AACCK6224B	KUSUM EXPORTS PRIVATE LIMITED	200	0.0067	0	200	Bodies Corporate
11	1206950000008612	69500	AAACM2816R	MUGATLAL BHAGWANDAS BODA & COMPANY PVT.LTD	14100	0.4747	0	14100	Bodies Corporate
12	1202550000011607	25500	AAACN2336B	NINJA SECURTIES PRAVITE LIMITED	4093	0.1378	0	4093	Bodies Corporate
13	0000460			PLEASANT CREDIT CAPITAL LTD	15600	0.5251	15600	0	Bodies Corporate
14	0001039			RELAX APPLIANCES LIMITED	100	0.0034	100	0	Bodies Corporate
15	0000552			REVATI FISCAL SERVICES LTD	800	0.0269	800	0	Bodies Corporate
16	1201130000872721	11300	AABCR2571D	RUKMINI TRADEFIN PVT LTD	2184	0.0735	0	2184	Bodies Corporate
17	1201060000905489	10600	AABCR2571D	RUKMINI TRADEFIN PVT LTD	50	0.0017	0	50	Bodies Corporate
18	1204310000387958	43100	AAACS7275C	S B & T INTERNATIONAL LIMITED	13600	0.4578	0	13600	Bodies Corporate
19	11743268	IN300020	AADCS7402A	SAGARMAL RAMESH KUMAR PVT LTD	458705	15.4415	0	458705	Bodies Corporate
20	10021569	IN302461	AACCS8851N	SHAMROCK SECURITIES PVT. LTD.	102	0.0034	0	102	Bodies Corporate
21	1201060004033921	10600	ABECS5052L	STARLIGHT CAPITAL PRIVATE	85032	2.8625	0	85032	Bodies Corporate
22	1201060004056369	10600	ABECS4819B	STARMAX INVESTMENT PRIVATE	62566	2.1062	0	62566	Bodies Corporate
23	1203450000743419	34500	AAECS3865J	SUNFLAG VINIYOG PRIVATE LIMITED	32517	1.0946	0	32517	Bodies Corporate
TOTAL					732919	24.6724	17200	715719	Bodies Corporate
1	19856672	IN301330	AABHA6517M	AJIT KUMAR AGRAWAL	30	0.0010	0	30	Resident Individual (HUF)
2	1201860000207959	18600	AAEHA7465B	ALPESH J GABHAWALA - HUF	100	0.0034	0	100	Resident Individual (HUF)
3	1206640000036126	66400	AAPHA2395R	AMIT CHOWDHARY HUF	450	0.0151	0	450	Resident Individual (HUF)
4	19840307	IN301330	AADHA0163R	ANIL KUMAR KAYA	16914	0.5694	0	16914	Resident Individual (HUF)
5	10054948	IN303116	AAGHM3374M	DEEPAK M MEHTA	900	0.0303	0	900	Resident Individual (HUF)
6	1201120000324920	11200	AACHG0468A	GOHEL RAMESH MAGANLAL (HUF)	500	0.0168	0	500	Resident Individual (HUF)
7	1202000000407701	20000	AAAHJ1917R	JAINARAYAN CHANDAK AND OTHERS HUF	1510	0.0508	0	1510	Resident Individual (HUF)
8	1208160001318814	81600	AACHJ0195B	JATIN D SHAH HUF	1140	0.0384	0	1140	Resident Individual (HUF)
9	13045982	IN301151	AAEHS1457F	JATIN NAVINCHANDRA SHAH	1299	0.0437	0	1299	Resident Individual (HUF)
10	10755249	IN300749	AADHK5553M	KASHINATH SINGH	200	0.0067	0	200	Resident individual (HUF)
11	10057490	IN303116	AAGHM3373N	KAUSHIK MADHUSUDAN MEHTA	450	0.0151	0	450	Resident Individual (HUF)
12	10168446	IN301372	AACHM8986K	MAHENDRA KUMAR BHAIA HUF	2418	0.0814	0	2418	Resident Individual (HUF)
13	17000840	IN301549	AACHN1745D	NARENDRA C MALIA	1000	0.0337	0	1000	Resident Individual (HUF)
14	1203350000704921	33500	AAAHS4436E	NILESH NIHALCHAND SHAH	625	0.0210	0	625	Resident Individual (HUF)
15	1201120000390306	11200	AAEHN9752N	NITIN RAMANLAL SHAHA (HUF)	345	0.0116	0	345	Resident Individual (HUF)
16	53336471	IN301549	AAAOH2943J	OM PRAKASH LADSARIA HUF	687	0.0231	0	687	Resident Individual (HUF)



TRISHAKTI ELECTRONICS AND INDUSTRIES LTD
List of shareholders (other than Res Ind) as on 30/09/2023

Sl No	Folio/Client Id	Dp Id	PAN	Name	Shares	%	Physical	Demat	Category
17	1204320000037921	43200	AAPHR8949Q	RAJESH KUMAR SHAW HUF .	1	0.0000	0		1 Resident Individual (HUF)
18	1201070000446159	10700	AADHR0364M	RAJIV R JAGDALE - HUF	3	0.0001	0		3 Resident Individual (HUF)
19	1207100000063950	71000	AAFHR0827P	RAKESH NAVINCHANDRA SHETH - HUF .	200	0.0067	0		200 Resident Individual (HUF)
20	14288720	IN300513	AAEHR8034F	RAMESH KANTILAL GANDHI	300	0.0101	0		300 Resident Individual (HUF)
21	1201370000358604	13700	AABHR8623M	RAMLAL SUNEET KUMAR HUF .	800	0.0269	0		800 Resident individual (HUF)
22	1206640000032307	66400	AAJHR8075F	RANJIT CHOWDHARY HUF .	600	0.0202	0		600 Resident individual (HUF)
23	1204150000364230	41500	AAWHS0386R	SAGARMAL BHANWARLAL KATARIA (HUF)	2291	0.0771	0		2291 Resident Individual (HUF)
24	10059665	IN302461	AAGHS4301E	SANJAY HARIKISHAN	3207	0.1080	0		3207 Resident Individual (HUF)
25	20651107	IN301313	AAHHS1759R	SARBANANDA GATTANI	2	0.0001	0		2 Resident Individual (HUF)
26	1302070000087691	20700	AALHS8930E	SUNDARLAL SOMCHAND SHAH	906	0.0305	0		906 Resident Individual (HUF)
27	12010600004286332	10600	AAGHV1631L	VIKRAM KANODIA HUF	1195	0.0402	0		1195 Resident Individual (HUF)
28	10120319	IN303116	AABHV8900K	VINEET ANANTRAI DOSHI	282	0.0095	0		282 Resident Individual (HUF)
TOTAL					38355	1.2912	0	38355	Resident Individual (HUF)
1	1209020000000144	90200	AAFCH0585B	HENSEX SECURITIES PRIVATE LIMITED	4475	0.1506	0	4475	Clearing Member
2	11263748	IN302365	AAACS4487J	SHRI PARASRAM HOLDINGS PRIVATE LIMITED	700	0.0236	0	700	Clearing Member
TOTAL					5175	0.1742	0	5175	Clearing Member
1	11654595	IN300239	AEVPT9805M	BENNY THOMAS	250	0.0084	0	250	NRI Repatriable 4 1
2	17605697	IN300214	AISPC4897P	JOY CHENATHU PARAMBIL POULOSE	250	0.0084	0	250	NRI Repatriable 4 1
TOTAL					500	0.0168	0	500	NRI Repatriable
1	1201040000049256	10400	AIVPB2426N	UTSAV UTTAM BAGRI	1	0.0000	0	1	NRI Non Repatriable 24 11
TOTAL					1	0.0000	0	1	NRI Non Repatriable



TRISHAKTI ELECTRONICS AND INDUSTRIES LTD				
Distribution Schedule as on 30/09/2023				
Share Holding	No of Holders	% age	No of Shares	% age
Upto 50	703	57.5758	6996	0.2355
51 to 100	137	11.2203	12716	0.4281
101 to 150	29	2.3751	3768	0.1268
151 to 250	86	7.0434	17691	0.5955
251 to 500	108	8.8452	42102	1.4173
501 to 5000	130	10.6470	183397	6.1737
Above 5000	28	2.2932	2703930	91.0230
Grand Total	1221	100.0000	2970600	100.0000

Distribution Schedule as on 30/09/2023				
Share Holding	No of Holders	% age	No of Shares	% age
Upto 500	1063	87.0598	83273	2.8032
501 to 1000	73	5.9787	59482	2.0024
1001 to 2000	34	2.7846	49461	1.6650
2001 to 3000	11	0.9009	27452	0.9241
3001 to 4000	7	0.5733	24778	0.8341
4001 to 5000	5	0.4095	22224	0.7481
5001 to 10000	9	0.7371	63600	2.1410
Above 10000	19	1.5561	2640330	88.8820
Grand Total	1221	100.0000	2970600	100.0000

Distribution Schedule as on 30/09/2023				
Notional Value of (Rs.)	No of Holders	% age	Amount (Rs.)	% age
Upto 5000	1063	87.0598	832730	2.8032
5001 to 10000	73	5.9787	594820	2.0024
10001 to 20000	34	2.7846	494610	1.6650
20001 to 30000	11	0.9009	274520	0.9241
30001 to 40000	7	0.5733	247780	0.8341
40001 to 50000	5	0.4095	222240	0.7481
50001 to 100000	9	0.7371	636000	2.1410
Above 100000	19	1.5561	26403300	88.8820
Grand Total	1221	100.0000	29706000	100.0000



TRISHAKTI ELECTRONICS AND INDUSTRIES LTD				
Shareholding Summary as on 30/09/2023				
As per Folio/Client Id				
Form	No of Records	% to Total Records	No of Shares	% to Total Shares
PHYSICAL	78	6.0795	58374	1.9651
NSDL	466	36.3211	2381796	80.1790
CDSL	739	57.5994	530430	17.8560
TOTAL	1283	100.0000	2970600	100.0000

