

Shareholding Pattern under Regulation 31 of SEBI(Listing Obligations and Disclosure Requirements) Regulations,2015

1. Name of Listed Entity :Trishakti Electronics And Industries Limited
2. Script Code/Name of Script/Class of Security :531279/Equity
3. Share Holding Pattern Filed under Reg.31(1)(a)Reg.31(1)(c)
 - a. If under 31(1)(b)then indicate the report for Quarter ending 30/09/2022
 - b. If under 31(1)(c)then indicate date of allotment/extinguishment

4. Declaration: The Listed entity is required to submit the following declaration to the extent of submission of information:

	Particulars	Yes*	No*
1	Whether the Listed Entity has issued any partly paid up shares		NO
2	Whether the Listed Entity has issued any Convertible Securities or Warrants		NO
3	Whether the Listed Entity has any shares against which depository receipts are issued		NO
4	Whether the Listed Entity has any shares in Locked-In		NO
5	Whether any shares held by promoters are pledge or otherwise encumbered		NO

*If the Listed Entity selects the option 'No' for the questions above, the columns for the partly paid up shares .Outstanding Convertible Securities / Warrants, depository receipts, Locked-in shares. No of shares pledged or otherwise encumbered by promoters, as applicable, shall not be displayed at the time of dissemination on the Stock exchange website. Also wherever there is 'No' declared by Listed Entity in above table the values will be considered as; Zero' by default on submission of the format of holding of specified securities.

5. The tabular format for disclosure of holding of specified securities is as follows:



Table(I)- Summary Statement holding of specified securities

Name of the Company :

TRISHAKTI ELECTRONICS AND INDUSTRIES LTD.

Scrip Code, Name of the scrip, class of security:

531279


/EQUITY

Quarter Ended

30-Sep-2022

Category Code	Category and name of Shareholders (II)	Number of shareholders (III)	No. of fully paid up equity Shares (IV)	No. of Partly paid-up equity shares held (V)	No. of shares underlying Depository Receipts (VI)	Total no. of Shares (VII)=IV+V+VI	Shareholding as % of total no. of shares (calculated as per SCRR, 1957) As a % of (A+B+C2) (VIII)	Number of Voting Rights held in each class of securities (IX)			No. of Shares Underlying Outstanding convertible securities (including Warrants) (X)	Shareholding, as a % assuming full conversion of convertible securities (as a percentage of diluted share capital) (XI)	No of Locked in shares (XII)		Number of Shares pledged or otherwise encumbered (XIII)		No. of Shares held in Dematerialised form (XIV)	
								No of voting Rights					Total as a % of (A+B+C)	No (a)	As a % of Total sh held	No (a)		As a % of Total sh held
								Class eg: X	Class eg: Y	Class eg: Z								
(A)	Promoter & Promoter Group	3	994000			994000	33.4613	994000	994000	33.4613		0	.0000	0	0	994000		
(B)	Public	1246	1976600			1976600	66.5387	1976600	1976600	66.5387		0	.0000		NA	1917401		
(C)	Non Promoter- Non Public														NA			
(C1)	Shares underlying DRs	0	0			0	NA								NA	0		
(C2)	Shares held by Employee Trusts														NA			
	Total	1249	2970600			2970600	100.0000	2970600	2970600	100.0000		0	.0000	0	0	2911401		


Prepared by MCS Share Transfer Agent Ltd.



Table(II) & (III)- Summary Statement holding of specified securities

Name Of The Company : TRISHAKTI ELECTRONICS AND INDUSTRIES LTD.

			Quarter Ended 30-Sep-2022																
Category Code (I)	Category and name of Shareholders (II)	PAN (III)	Number of shareholders (IV)	No. of fully paid up equity Shares (V)	No. of Partly paid-up equity shares held (VI)	No. of shares underlying Depository Receipts (VII)=IV+V+VI	Total no. of Shares (VIII)	Shareholding as a % of total no. of shares (calculated as per SCRR, 1957) As a % of (A+B+C2) (IX)	Number of Voting Rights held in each class of securities (X)			No. of Shares Underlying Outstanding convertible securities (including Warrants) (XI)	Shareholding as a % assuming full conversion of convertible securities (as a percentage of diluted share capital) (XII)	No of Locked in shares (XIII)		Number of Shares pledged or otherwise encumbered (XIV)		No. of Shares held in Dematerialised form (XV)	
									No of voting Rights					Total as a % of (A+B+C)	No (a)	As a % of Total shr held	No (a)		As a % of Total shr held
									Class eg: X	Class eg: 1	Total								
A	Shareholding of Promoter and Promoter Group																		
I	Indian																		
a	Individuals/ Hindu Undivided Family		3	994000			994000	33.4614	994000		994000	33.4614		0	.0000	0	.0000	994000	
	SURESH JHANWAR	AANHS5302Q		71200			71200	2.3968	71200		71200	2.3968			.0000		0	71200	
	SURESH JHANWAR	ACKPJ8521H		810779			810779	27.2934	810779		810779	27.2934					0	810779	
	SHALINI JHANWAR	ACTPJ8355L		112021			112021	3.7710	112021		112021	3.7710					0	112021	
b	Central Government/ State Government(s)		0	0			0	.0000	0		0	.0000		0	.0000	0	.0000	0	
c	Bodies Corporate		0	0			0	.0000	0		0	.0000		0	.0000	0	.0000	0	
d	Financial Institutions/ Banks		0	0			0	.0000	0		0	.0000		0	.0000	0	.0000	0	
e	Any Other (Specify)		0	0			0	.0000	0		0	.0000		0	.0000	0	.0000	0	
Sub Total (A)(1) :			3	994000			994000	33.4614	994000		994000	33.4614		0	.0000	0	.0000	994000	



Table(II) & (III)- Summary Statement holding of specified securities

Name Of The Company : TRISHAKTI ELECTRONICS AND INDUSTRIES LTD.


			Quarter Ended 30-Sep-2022															
Category Code	Category and name of Shareholders	PAN	Number of shareholders	No. of fully paid up equity Shares	No. of Partly paid-up equity shares held	No. of shares underlying Depository Receipts	Total no. of Shares	Shareholding as a % of total no. of shares (calculated as per SCRR, 1957) As a % of (A+B+C2)	Number of Voting Rights held in each class of securities (X)			No. of Shares Underlying Outstanding convertible securities (including Warrants)	Shareholding as a % assuming full conversion of convertible securities (as a percentage of diluted share capital)	No of Locked in shares		Number of Shares pledged or otherwise encumbered		No. of Shares held in Dematerialised form
									No of voting Rights	Total as a % of (A+B+C)				No (a)	As a % of Total shr held	No (a)	As a % of Total shr held	
(I)	(II)	(III)	(IV)	(V)	(VI)	(VII)=IV+V+VI	(VIII)	(IX)	Class eg: X	Class eg:	Total	(XI)	(XII)	(XIII)	(XIV)	(XV)		
A	Shareholding of Promoter and Promoter Group																	
2	Foreign																	
a	Individuals (Non Resident Indians / Foreign Individuals)		0	0			0	.0000	0		0	.0000		0	.0000	0	.0000	0
b	Bodies Corporate		0	0			0	.0000	0		0	.0000		0	.0000	0	.0000	0
c	Institutions		0	0			0	.0000	0		0	.0000		0	.0000	0	.0000	0
d	Qualified Foreign Investor		0	0			0	.0000	0		0	.0000		0	.0000	0	.0000	0
e	Any Other (Specify)		0	0			0	.0000	0		0	.0000		0	.0000	0	.0000	0
	Sub Total (A)(2) :		0	0			0	.0000	0		0	.0000		0	.0000	0	.0000	0
	Total Shareholding of Promoter and Promoter Group (A) = (A)(1) + (A)(2) :		3	994000			994000	33.4614	994000		994000	33.4614		0	.00	0	.0000	994000



Table(II) & (III)- Summary Statement holding of specified securities

Name Of The Company : TRISHAKTI ELECTRONICS AND INDUSTRIES LTD.


			Quarter Ended 30-Sep-2022															
Category Code (I)	Category and name of Shareholders (II)	PAN (III)	Number of shareholders (IV)	No. of fully paid up equity Shares (V)	No. of Partly paid-up equity shares held (VI)	No. of shares underlying Depository Receipts (VII)=IV+V+VI	Total no. of Shares (VIII)	Shareholding as a % of total no. of shares (calculated as per SCRR, 1957) As a % of (A+B+C2) (IX)	Number of Voting Rights held in each class of securities (X)			No. of Shares Underlying Outstanding convertible securities (including Warrants) (XI)	Shareholding as a % assuming full conversion of convertible securities (as a percentage of diluted share capital) (XII)	No of Locked in shares (XIII)		Number of Shares pledged or otherwise encumbered (XIV)		No. of Shares held in Dematerialised form (XV)
									No of voting Rights	Total as a % of (A+B+C)				No (a)	As a % of Total shr held	No (a)	As a % of Total shr held	
										Class eg: X	Class eg: Y							
B	Public Shareholding																	
1	Institutions																	
a	Mutual Funds/UTI		0	0			0	.0000	0		0	.0000			.0000		.0000	0
b	Venture Capital Funds		0	0			0	.0000	0		0	.0000			.0000		.0000	0
c	Alternate Investment Funds		0	0			0	.0000	0		0	.0000			.0000		.0000	0
d	Foreign Venture Capital Investors		0	0			0	.0000	0		0	.0000			.0000		.0000	0
e	Foreign Portfolio Investors		0	0			0	.0000	0		0	.0000			.0000		.0000	0
f	Financial Institutions/ Banks		0	0			0	.0000	0		0	.0000			.0000		.0000	0
g	Insurance Companies		0	0			0	.0000	0		0	.0000			.0000		.0000	0



Table(II) & (III)- Summary Statement holding of specified securities

Name Of The Company : TRISHAKTI ELECTRONICS AND INDUSTRIES LTD.

		Quarter Ended 30-Sep-2022																
Category Code (I)	Category and name of Shareholders (II)	PAN (III)	Number of shareholders (IV)	No. of fully paid up equity Shares (V)	No. of Partly paid-up equity shares held (VI)	No. of shares underlying Depository Receipts (VII)=IV+V+VI	Total no. of Shares (VIII)	Shareholding as a % of total no. of shares (calculated as per SCRR, 1957) As a % of (A+B+C2) (IX)	Number of Voting Rights held in each class of securities (X)			No. of Shares Underlying Outstanding convertible securities (including Warrants) (XI)	Shareholding as a % assuming full conversion of convertible securities (as a percentage of diluted share capital) (XII)	No of Locked in shares (XIII)		Number of Shares pledged or otherwise encumbered (XIV)		No. of Shares held in Dematerialised form (XV)
									No of voting Rights	Total as a % of (A+B+C)	No (a)			As a % of Total shr held	No (a)	As a % of Total shr held		
																	Class eg: X	
B	Public Shareholding																	
1	Institutions																	
h	Provident Funds/ Pension Funds		0	0			0	.0000	0		0	.0000		0	.0000		.0000	0
i	Any Other (specify)		0	0			0	.0000	0		0	.0000		0	.0000		.0000	0
	Sub Total (B)(1) :		0	0			0	.0000	0		0	.0000						0
2	Central Govt/State Govt(s)/ POI																	
a	GOVT.		0	0			0	.0000	0		0	.0000		.0000		.0000		0
	Sub Total (B)(2) :		0	0			0	.0000	0		0	.0000						0



Table(II) & (III)- Summary Statement holding of specified securities

Name Of The Company : TRISHAKTI ELECTRONICS AND INDUSTRIES LTD.

Category Code (I)	Category and name of Shareholders (II)	PAN (III)	Quarter Ended 30-Sep-2022																
			Number of shareholders (IV)	No. of fully paid up equity Shares (V)	No. of Partly paid-up equity shares held (VI)	No. of shares underlying Depository Receipts (VII)=IV+V+VI	Total no. of Shares (VIII)	Shareholding as a % of total no. of shares (calculated as per SCRR, 1957) As a % of (A+B+C2) (IX)	Number of Voting Rights held in each class of securities (X)			No. of Shares Underlying Outstanding convertible securities (including Warrants) (XI)	Shareholding as a % assuming full conversion of convertible securities (as a percentage of diluted share capital) (XII)	No of Locked in shares (XIII)		Number of Shares pledged or otherwise encumbered (XIV)		No. of Shares held in Dematerialised form (XV)	
									No of voting Rights					Total as a % of (A+B+C)	No (a)	As a % of Total shr held	No (a)		As a % of Total shr held
									Class eg: X	Class eg:	Total								
B	Public Shareholding																		
3	Non-Institutions																		
a	Individuals																		
i	Individual shareholders holding nominal share capital up to Rs. 2 lakhs.		1214	340848			340848	11.4740	340848		340848	11.4740		0	.0000		.0000	298849	
ii	Individual shareholders holding nominal share capital in excess of Rs. 2 lakhs.		7	901513			901513	30.3478	901513		901513	30.3478		0	.0000		.0000	901513	
	SURESH JHANWAR HUF	AANHS5302Q		70158			70158	2.3617	70158		70158	2.3617		0	.0000		.0000	70158	
	PRANAV JHANWAR	AFHPJ3706N		362222			362222	12.1936	362222		362222	12.1936		0	.0000		.0000	362222	
	DHRUV JHANWAR	AFHPJ7036B		358622			358622	12.0724	358622		358622	12.0724		0	.0000		.0000	358622	
	PARBATI GHOSH	AVSPG0947M		30543			30543	1.0282	30543		30543	1.0282		0	.0000		.0000	30543	
b	NBFCs registered with RBI		0	0			0	.0000	0		0	.0000		0	.0000		.0000	0	
c	Employee Trust		0	0			0	.0000	0		0	.0000		0	.0000		.0000	0	
d	Overseas Depositories (holding DRs) (balancing figure)		0	0			0	.0000	0		0	.0000		0	.0000		.0000	0	



Table(II) & (III)- Summary Statement holding of specified securities

Name Of The Company : TRISHAKTI ELECTRONICS AND INDUSTRIES LTD.


		Quarter Ended 30-Sep-2022																	
Category Code	Category and name of Shareholders	PAN	Number of shareholders	No. of fully paid up equity Shares	No. of Partly paid-up equity shares held	No. of shares underlying Depository Receipts	Total no. of Shares	Shareholding as a % of total no. of shares (calculated as per SCRR, 1957) As a % of (A+B+C2)	Number of Voting Rights held in each class of securities (X)			No. of Shares Underlying Outstanding convertible securities (including Warrants)	Shareholding as a % assuming full conversion of convertible securities (as a percentage of diluted share capital)	No of Locked in shares		Number of Shares pledged or otherwise encumbered		No. of Shares held in Dematerialised form	
									No of voting Rights					Total as a % of (A+B+C)	No (a)	As a % of Total shr held	No (a)		As a % of Total shr held
									Class eg: X	Class eg:	Total								
(I)	(II)	(III)	(IV)	(V)	(VI)	(VII)=IV+V+VI	(VIII)	(IX)				(XI)	(XII)	(XIII)	(XIV)	(XV)			
B	Public Shareholding																		
3	Non-Institutions																		
e	Any Other (specify)		0	0			0	.0000	0		0	.0000		0	.0000		.0000	0	



Table(II) & (III)- Summary Statement holding of specified securities

Name Of The Company : TRISHAKTI ELECTRONICS AND INDUSTRIES LTD.

		Quarter Ended 30-Sep-2022																	
Category Code (I)	Category and name of Shareholders (II)	PAN (III)	Number of shareholders (IV)	No. of fully paid up equity Shares (V)	No. of Partly paid-up equity shares held (VI)	No. of shares underlying Depository Receipts (VII)=IV+V+VI	Total no. of Shares (VIII)	Shareholding as % of total no. of shares (calculated as per SCRR, 1957) As a % of (A+B+C2) (IX)	Number of Voting Rights held in each class of securities (X)			No. of Shares Underlying Outstanding convertible securities (including Warrants) (XI)	Shareholding as a % assuming full conversion of convertible securities (as a percentage of diluted share capital) (XII)	No of Locked in shares (XIII)		Number of Shares pledged or otherwise encumbered (XIV)		No. of Shares held in Dematerialised form (XV)	
									No of voting Rights					Total as a % of (A+B+C)	No (a)	As a % of Total shr held	No (a)		As a % of Total shr held
									Class eg: X	Class eg: Y	Total								
B	Public Shareholding																		
3	Non-Institutions																		
i	Any Other (specify)																		
i	Other Bodies Corporate		23	733988			733988	24.7084	733988		733988	24.7084	0	.0000		.0000	716788		
i	Other Bodies Corporate																		
	SAGARMAL RAMESH KUMAR PVT LTD	AADCS7402A		458705			458705	15.4415	458705		458705	15.4415		.0000			458705		
	STARLIGHT CAPITAL PRIVATE	ABECSS052L		85032			85032	2.8625	85032		85032	2.8625	0	.0000			85032		
	SUNFLAG VINIYOG PRIVATE LIMITED	AAECS3865J		33017			33017	1.1115	33017		33017	1.1115	0	.0000			33017		
	STARMAX INVESTMENT PRIVATE	ABECS4819B		55957			55957	1.8837	55957		55957	1.8837	0	.0000			55957		
ii)a	NRI WITH REPAT		1	250			250	.0084	250		250	.0084	0	.0000		.0000	250		
ii)b	NRI WITHOUT REPAT		1	1			1	.0000	1		1	.0000	0	.0000		.0000	1		
iii	Trust		0	0			0	.0000	0		0	.0000	0	.0000		.0000	0		
iv	Cooperative Societies		0	0			0	.0000	0		0	.0000	0	.0000		.0000	0		
v	Educational Institutions		0	0			0	.0000	0		0	.0000	0	.0000		.0000	0		
vi	OCB		0	0			0	.0000	0		0	.0000	0	.0000		.0000	0		



Table(II) & (III)- Summary Statement holding of specified securities

Name Of The Company : TRISHAKTI ELECTRONICS AND INDUSTRIES LTD.

		Quarter Ended 30-Sep-2022																	
Category Code	Category and name of Shareholders	PAN	Number of shareholders	No. of fully paid up equity Shares	No. of Partly paid-up equity shares held	No. of shares underlying Depository Receipts	Total no. of Shares	Shareholding as a % of total no. of shares (calculated as per SCRR, 1957) As a % of (A+B+C2)	Number of Voting Rights held in each class of securities (X)			No. of Shares Underlying Outstanding convertible securities (including Warrants)	Shareholding as a % assuming full conversion of convertible securities (as a percentage of diluted share capital)	No of Locked in shares		Number of Shares pledged or otherwise encumbered		No. of Shares held in Dematerialised form	
									No of voting Rights					Total as a % of (A+B+C)	(XIII)		(XIV)		
									Class eg: X	Class eg:	Total				No (a)	As a % of Total shrh held	No (a)		As a % of Total shrh held
B	Public Shareholding																		
3	Non-Institutions																		
i	Any Other (specify)																		
vii	Foreign Companies		0	0			0	.0000	0		0	.0000			.0000		.0000		0
	Sub Total (B)(3) :		1246	1976600			1976600	66.5386	1976600		1976600	66.5386							1917401
	Total Public Shareholding (B) = (B)(1) + (B)(2)+(B)(3) :		1246	1976600			1976600	66.5386	1976600		1976600	66.5386	0	.00					1917401
Total (A) + (B) :			1249	2970600			2970600	100.0000	2970600		2970600	100.0000	0	.0000		0	.0000		2911401





Table (IV)- Summary Statement holding of specified securities

Name Of The Company : TRISHAKTI ELECTRONICS AND INDUSTRIES LTD.

Quarter Ended 30-Sep-2022

(I) Category Code	(II) Category of Shareholders	(III) PAN	(IV) Number of shareholders	(V) No. of fully paid up equity Shares	(VI) No. of Partly paid-up equity shares held	(VII)=IV+V+VI No. of shares underlying Depository Receipts	(VIII) Total no. of Shares	(IX) Shareholding as a % of total no. of shares (calculated as per SCRR, 1957) As a % of (A+B+C2)	(X) Number of Voting Rights held in each class of securities			(XI) No. of Shares Underlying Outstanding convertible securities (including Warrants)	(XII) Shareholding, as a% assuming full conversion of convertible securities (as a percentage of diluted share capital)	(XIII) No of Locked in shares		(XIV) Number of Shares pledged or otherwise encumbered		(XV) No. of Shares held in Dematerialised form
									No of voting Rights	Total as a % of A+B+C	Total as a % of A+B+C			No (a)	As a % of Total shr held	No (a)	As a % of Total shr held	
C																		
Non-Promoter Non-Public																		
1	Custodian/DR Holder		0	0	0	0	0											0
Non-Promoter Non-Public																		
2	Employee Benefit Trust		0	0	0	0	0											0
Total Non- Promoter- Non Public Shareholding (C)= (C)(1)+(C)(2):			0	0	0	0	0											0
GRAND TOTAL (A) + (B) + (C)			1249	2970600		2970600	100.0000						0 .0000	0 .0000				2911401

Prepared By MCS Share Transfer Agent Ltd.



List Of Promoters

Indian

Srl	Folio No	Name	Individual / HUF	Shares	Amount	Percentage	Demat Share
1	IN300020/11744611	SURESH JHANWAR		810779	8107790	27.2934	810779
2	IN300020/11744603	SHALINI JHANWAR		112021	1120210	3.771	112021
3	IN300020/11745331	SURESH JHANWAR		71200	712000	2.3968	71200
Total :				994000	9940000	33.4612	994000
Sub Total :				994000	9940000	33.4612	994000



Public Shareholding

Non-Institutions

Bodies Corporate

Srl	Folio No	Name	Shares	Amount	Percentage	Demat Share
1	IN300020/11743268	SAGARMAL RAMESH KUMAR PVT LTD	458705	4587050	15.4415	458705
2	1201060004033921	STARLIGHT CAPITAL PRIVATE	85032	850320	2.8625	85032
3	1201060004056369	STARMAX INVESTMENT PRIVATE	55957	559570	1.8837	55957
4	1203450000743419	SUNFLAG VINIYOG PRIVATE LIMITED	33017	330170	1.1115	33017
5	IN301549/39768836	APPROACH PROPERTIES PRIVATE LIMITED	25280	252800	.851	25280
6	0000460	PLEASANT CREDIT CAPITAL LTD	15600	156000	.5251	
7	1206950000008612	MUGATLAL BHAGWANDAS BODA & COMPANY PVT.LTD	14100	141000	.4747	14100
8	1203990000134171	S B & T INTERNATIONAL LIMITED	13600	136000	.4578	13600
9	1202550000050621	BANHEM STOCK BROKING PRIVATE LIMITED	12126	121260	.4082	12126
10	1203320018512904	ANGEL BROKING LIMITED	9985	99850	.3361	9985
11	IN300773/10003891	JAINCO PROJECTS(INDIA) LIMITED	6150	61500	.207	6150
12	IN302365/11263748	SHRI PARASRAM HOLDINGS PRIVATE LIMITED	1200	12000	.0404	1200
13	IN301774/18327393	HIH7 WEBTECH PRIVATE LIMITED	920	9200	.031	920
14	0000552	REVATI FISCAL SERVICES LTD	800	8000	.0269	
15	0001029	CLASSIC SHARE & STOCK BROKING SER. LTD	400	4000	.0135	
16	0000202	FAST TRACK TRADE FIVEST LTD	300	3000	.0101	
17	IN301629/10155578	HIGHLIGHT TRADE PRIVATE LIMITED	260	2600	.0088	260
18	IN300214/26539062	KUSUM EXPORTS PRIVATE LIMITED	200	2000	.0067	200
19	IN302461/10021569	SHAMROCK SECURITIES PVT. LTD.	102	1020	.0034	102
20	0001039	RELAX APPLIANCES LIMITED	100	1000	.0034	
21	IN301330/20952988	ALLIANCE FINSTOCK LTD	99	990	.0033	99
22	1204630000155615	BMA WEALTH CREATORS LTD	50	500	.0017	50
23	1208160065417541	AIMWARE INDIA PRIVATE	5	50	.0002	5
Total :			733988	7339880	24.7085	716788



Public Shareholding

Non-Institutions

Individual Shareholders Having Nominal Share
Capital upto Rs. 2 Lakh

Srl	Folio No	Name	Shares	Amount	Percentage	Demat Share
1	1214		340848	3408480	11.474	298849
Total :			340848	3408480	11.474	298849




Public Shareholding

Non-Institutions

Individual Shareholders Having Nominal Share
Capital in excess of Rs. 2 Lakh

Srl	Folio No	Name	Shares	Amount	Percentage	Demat Share
1	IN300020/11746295	PRANAV JHANWAR	362222	3622220	12.1936	362222
2	IN300020/11746300	DHRUV JHANWAR	358622	3586220	12.0724	358622
3	1201060003624104	SURESH JHANWAR HUF	70158	701580	2.3617	70158
4	1201060004422299	PARBATI GHOSH	30543	305430	1.0282	30543
5	1201060004422305	RABIN GHOSH	28264	282640	.9515	28264
6	1201060004422651	SHASHI AGARWAL	26756	267560	.9007	26756
7	IN300159/10566860	TEJAS B. TRIVEDI	24948	249480	.8398	24948
Total :			901513	9015130	30.3479	901513



Public Shareholding

Non-Institutions

NRI WITH REPATRIATION


Srl	Folio No	Name	Shares	Amount	Percentage	Demat Share
1	IN300239/11654595	BENNY THOMAS	250	2500	.0084	250
2	1201040000049256	UTSAV UTTAM BAGRI	1	10	0	1
Total :			251	2510	.0084	251
Sub Total :			1976600	19766000	66.5388	1917401
Grand Total			2970600	29706000	100%	2911401



TRISHAKTI ELECTRONICS AND INDUSTRIES LTD.

Range Analysis From Merge Holder As on : 30-SEP-22

Range	Shares	Folios	Percent Shares	Percent Holders
1 - 500	82652	1094	2.7823	87.5901
501 - 1000	60985	74	2.0530	5.9247
1001 - 2000	44364	31	1.4934	2.4820
2001 - 3000	20231	8	.6810	.6405
3001 - 4000	24618	7	.8287	.5604
4001 - 5000	18606	4	.6263	.3203
5001 - 10000	75047	10	2.5263	.8006
10001 - 50000	259401	12	8.7323	.9608
50001 - 100000	282347	4	9.5047	.3203
And Above	2102349	5	70.7719	.4003
* Total *	2970600	1249	100.0000	100.0000



Srl.No.	Folio No./Dp-Cl.Id	Name	Shares	%ge
1	IN300020/11744611	SURESH JHANWAR	810779	27.2934
2	IN300020/11743268	SAGARMAL RAMESH KUMAR PVT LTD	458705	15.4415
3	IN300020/11746295	PRANAV JHANWAR	362222	12.1936
4	IN300020/11746300	DHRUV JHANWAR	358622	12.0724
5	IN300020/11744603	SHALINI JHANWAR	112021	3.7710
6	1201060004033921	STARLIGHT CAPITAL PRIVATE	85032	2.8625
7	IN300020/11745331	SURESH JHANWAR	71200	2.3968
8	1201060003624104	SURESH JHANWAR HUF	70158	2.3617
9	1201060004056369	STARMAX INVESTMENT PRIVATE	55957	1.8837
10	1203450000743419	SUNFLAG VINIYOG PRIVATE LIMITED	33017	1.1115
11	1201060004422299	PARBATI GHOSH	30543	1.0282
12	1201060004422305	RABIN GHOSH	28264	.9515
13	1201060004422651	SHASHI AGARWAL	26756	.9007
14	IN301549/39768836	APPROACH PROPERTIES PRIVATE LIMITED	25280	.8510
15	IN300159/10566860	TEJAS B. TRIVEDI	24948	.8398
16	1201060004484054	ALKA CHOPRA	18253	.6145
17	IN301330/19840307	ANIL KUMAR KAYA	16914	.5694
18	0000460	PLEASANT CREDIT CAPITAL LTD	15600	.5251
19	1206950000008612	MUGATLAL BHAGWANDAS BODA & COMPANY PVT.LTD	14100	.4747
20	1203990000134171	S B & T INTERNATIONAL LIMITED	13600	.4578
21	1202550000050621	BANHEM STOCK BROKING PRIVATE LIMITED	12126	.4082
22	IN300011/10526863	KALPANA GIRISH GALA	10000	.3366
23	1203320018512904	ANGEL BROKING LIMITED	9985	.3361
24	0001204	BANKIM DHIRENDRA SHAH	9900	.3333
25	1206290000213549	PARUL MANEK	9438	.3177
26	IN300360/21473634	NEELAM BAHETY	6500	.2188
27	1201220000070416	POOJA ARORA	6239	.2100
28	IN300773/10003891	JAINCO PROJECTS(INDIA) LIMITED	6150	.2070
29	IN301549/63402985	PRANAV KHERIA	5899	.1986
30	IN303069/10011329	Laxmi Devi Jhanwar	5486	.1847
31	IN302461/10012890	SANJAYKUMAR SARAWAGI	5450	.1835
32	IN301330/22080634	TEJAS TRIVEDI	4950	.1666
33	1201860000680841	GAUTAM BORAR	4906	.1652
34	1303870000269209	PANSY DINSHAW MEHTA	4500	.1515



35	IN302461/10012875	PRITTY DEVI SARAWAGI	4250	.1431
36	IN303116/13133902	NITIN R AGARWAL	4000	.1347
37	IN303028/51547204	NIMISHA PRASHANT MEHTA	3942	.1327
38	1202550000050746	MEENABEN PRAMODKUMAR MEHTA	3530	.1188
39	IN300360/22522802	NIKUNJ JHANWAR	3500	.1178
40	IN300513/17699146	RAM RATAN TODI	3339	.1124
41	IN302461/10059665	SANJAY HARIKISHAN	3207	.1080
42	IN304295/13311374	RIDDHI ANILKUMAR BHATT	3100	.1044
43	1204380000024203	NITU KOTHARI .	3000	.1010
44	1202170000017987	LAXMI DEVI KHANDELIA	2943	.0991
45	1204310000262045	NILAM DALAL	2914	.0981
46	IN301372/10168446	MAHENDRA KUMAR BHAIA HUF	2447	.0824
47	0000976	RITU JAIN	2400	.0808
48	1204150000364230	SAGARMAL BHANWARLAL KATARIA (HUF)	2291	.0771
49	1204780000125225	SURESHBHAI BHAGWANBHAI PRAJAPATI	2194	.0739
50	IN301151/12986922	MIHIR N SHAH	2042	.0687

** Total :			2782599	93.6716

** For All Status Including Promoter **

