

# TRISHAKTI ELECTRONICS & INDUSTRIES LTD.

CIN NO. L31909WB1985PLC039462  
GSTIN No. 19AAACT915081ZH

Godrej Genesis, Salt Lake City, Sector – V,  
10<sup>th</sup> Floor, Unit No. 1007, Kolkata – 700 091, INDIA  
Phone : +91 33 40082489  
Fax : +91 33 2230 9479  
E-mail : info@trishakti.com  
Web : www.trishakti.com

April 8, 2022

|   |  |
|---|--|
| <b>The Manager</b><br><b>Corporate Relationship Department</b><br><b>BSE Limited</b><br><b>1st Floor, New Trading Wing,</b><br><b>Rotunda Building,</b><br><b>P J Towers, Dalal Street, Fort,</b><br><b>Mumbai - 400001</b> | <b>The Company Secretary</b><br><b>The Calcutta Stock Exchange Limited</b><br><b>7, Lyons Range</b><br><b>Kolkata-700001</b> |
| <b>BSE Security Code: 531279</b>  | <b>CSE Scrip Code: 10030166</b>  |

## **Sub: Submission of Shareholding Pattern for the quarter ended 31<sup>st</sup> March 2022**

Respected Sir or Madam

With Reference to the above captioned matter, we are enclosing along with this letter, Shareholding Pattern for the Quarter ended 31st March 2022 in compliance with Regulation 31 of SEBI LODR Regulations 2015.


Kindly take the same on your record & oblige.

Thanking you

Yours Faithfully

**For Trishakti Electronics and Industries Limited**

Trishakti Electronics & Industries Ltd.



Director.

**Suresh Jhanwar**  
**Managing Director**  
**DIN: 00568879**

Enclosed: Shareholding Pattern

## Shareholding Pattern under Regulation 31 of SEBI(Listing Obligations and Disclosure Requirements) Regulations,2015

---

1. Name of Listed Entity :Trishakti Electronics Limited
2. Script Code/Name of Script/Class of Security :531279/Equity
3. Share Holding Pattern Filed under Reg.31(1)(a)Reg.31(1)(c)

a.If under 31(1)(b)then indicate the report for Quarter ending 31/03/2022

b.If under 31(1)(c)then indicate date of allotment/extinguishment

4. Declaration:The Listed entity is required to submit the following declaration to the extent of submission of information:

|   | Particulars   | Yes* | No* |
|---|---|------|-----|
| 1 | Whether the Listed Entity has issued any partly paid up shares                        |      | NO  |
| 2 | Whether the Listed Entity has issued any Convertible Securities or Warrants           |      | NO  |
| 3 | Whether the Listed Entity has any shares against which depository receipts are issued |      | NO  |
| 4 | Whether the Listed Entity has any shares in Locked-In                                 |      | NO  |
| 5 | Whether any shares held by promoters are pledge or otherwise encumbered               |      | NO  |

\*If the Listed Entity selects the option 'No' for the questions above, the columns for the partly paid up shares, Outstanding Convertible Securities / Warrants, depository receipts, Locked-in shares, No of shares pledged or otherwise encumbered by promoters, as applicable, shall not be displayed at the time of dissemination on the Stock exchange website. Also wherever there is 'No' declared by Listed Entity in above table the values will be considered as ;Zero' by default on submission of the format of holding of specified securities.

5. The tabular format for disclosure of holding of specified securities is as follows:

Table(I)- Summary Statement holding of specified securities

Name of the Company : TRISHAKTI ELECTRONICS AND INDUSTRIES LTD.


Scrip Code, Name of the scrip, class of security: 531279

/EQUITY

Quarter Ended 31-Mar-2022

| Category Code | Category and name of Shareholders | Number of shareholders<br>(III) | No. of fully paid up equity Shares<br>(IV) | No. of Partly paid-up equity shares held<br>(V) | No. of shares underlying Depository Receipts<br>(VI) | Total no. of Shares<br>(VII)=IV+V+VI | Shareholding as a % of total no. of shares (calculated as per SCRR, 1957) As a % of (A+B+C2)<br>(VIII) | Number of Voting Rights held in each class of securities (IX) |         |          | No. of Shares Underlying Outstanding convertible securities (including Warrants)<br>(X) | Shareholding as a % assuming full conversion of convertible securities (as a percentage of diluted share capital)<br>(XI) | No of Locked in shares<br>(XII) |        | Number of Shares pledged or otherwise encumbered<br>(XIII) |         | No. of Shares held in Dematerialised form<br>(XIV) |                          |
|---------------|-----------------------------------|---------------------------------|--|---|--|--------------------------------------|--|---|---------|----------|---|---|---------------------------------|--------|--|---------|--|--------------------------|
|               |                                   |                                 |  |   |  |                                      |  | No of voting Rights   |         |          |   |   | Total as a % of (A+B+C)         | No (a) | As a % of Total shr held                                   | No (a)  |  | As a % of Total shr held |
|               |                                   |                                 |  |   |  |                                      |  | Class eg: X   | Class Y | Total    |   |   |                                 |        |  |         |  |                          |
| (A)           | Promoter & Promoter Group         | 3                               | 994000                                     |   |  | 994000                               | 33.4613  | 994000  | 994000  | 33.4613  | (XI)  | 0   | .0000                           | 0      | 0  | 994000  |  |                          |
| (B)           | Public                            | 1066                            | 1976600                                    |   |  | 1976600                              | 66.5387  | 1976600   | 1976600 | 66.5387  |   | 0   | .0000                           |        | NA   | 1917401 |  |                          |
| (C)           | Non Promoter- Non Public          |                                 |  |   |  |                                      |  |   |         |          |   |   |                                 |        | NA   |         |  |                          |
| (C1)          | Shares underlying DRs             | 0                               | 0  |   |  | 0                                    | NA   |   |         |          |   |   |                                 |        | NA   | 0       |  |                          |
| (C2)          | Shares held by Employee Trusts    |                                 |  |   |  |                                      |  |   |         |          |   |   |                                 |        | NA   |         |  |                          |
|               | Total                             | 1069                            | 2970600                                    |   |  | 2970600                              | 100.0000   | 2970600   | 2970600 | 100.0000 |   | 0   | .0000                           | 0      | 0  | 2911401 |  |                          |

Prepared by MCS Share Transfer Agent Ltd.



Table(II) & (III)- Summary Statement holding of specified securities

Name Of The Company : TRISHAKTI ELECTRONICS AND INDUSTRIES LTD.


|               |  | Quarter Ended 31-Mar-2022  |                        |                                    |  |  |                     |  |  |             |         |  |   |                        |        |  |        |   |                          |
|---------------|--|----------------------------|------------------------|------------------------------------|--|--|---------------------|--|--|-------------|---------|--|---|------------------------|--------|--|--------|---|--------------------------|
| Category Code | Category and name of Shareholders                  | PAN                        | Number of shareholders | No. of fully paid up equity Shares | No. of Partly paid-up equity shares held | No. of shares underlying Depository Receipts | Total no. of Shares | Shareholding as % of total no. of shares (calculated as per SCRR, 1957) As a % of (A+B+C2) | Number of Voting Rights held in each class of securities (X) |             |         | No. of Shares Underlying Outstanding convertible securities (including Warrants) | Shareholding as a % assuming full conversion of convertible securities (as a percentage of diluted share capital) | No of Locked in shares |        | Number of Shares pledged or otherwise encumbered |        | No. of Shares held in Dematerialised form |                          |
|               |  |                            |                        |                                    |  |  |                     |  | No of voting Rights  | Class eg: X | Total   |  |   | Total as a % of A+B+C  | No (a) | As a % of Total shr held                         | No (a) |   | As a % of Total shr held |
| (I)           | (II)   | (III)                      | (IV)                   | (V)                                | (VI)                                     | (VII)=IV+V+VI                                | (VIII)              | (IX)   |  |             |         | (XI)   | (XII)   | (XIII)                 | (XIV)  | (XV)   |        |   |                          |
| <b>A</b>      | <b>Shareholding of Promoter and Promoter Group</b> |                            |                        |                                    |  |  |                     |  |  |             |         |  |   |                        |        |  |        |   |                          |
| <b>1</b>      | <b>Indian</b>                                      |                            |                        |                                    |  |  |                     |  |  |             |         |  |   |                        |        |  |        |   |                          |
| <b>a</b>      | <b>Individuals/ Hindu Undivided Family</b>         |                            |                        |                                    |  |  |                     |  |  |             |         |  |   |                        |        |  |        |   |                          |
|               |  |                            | 3                      | 994000                             |  |  | 994000              | 33.4612  | 994000   | 994000      | 33.4612 |  |   | 0                      | 0.0000 | 0  | 0.0000 | 994000                                    |                          |
|               |  | SURESH JHANWAR AANHS5302Q  |                        | 71200                              |  |  | 71200               | 2.3968   | 71200  | 71200       | 2.3968  |  |   |                        | 0.0000 | 0  | 0.0000 | 71200                                     |                          |
|               |  | SURESH JHANWAR ACKPJ8521H  |                        | 810779                             |  |  | 810779              | 27.2934  | 810779   | 810779      | 27.2934 |  |   |                        | 0      | 0.0000   | 0      | 0.0000                                    | 810779                   |
|               |  | SHALINI JHANWAR ACTPJ8355L |                        | 112021                             |  |  | 112021              | 3.7710   | 112021   | 112021      | 3.7710  |  |   |                        | 0      | 0.0000   | 0      | 0.0000                                    | 112021                   |
| <b>b</b>      | <b>Central Government/ State Government(s)</b>     |                            | 0                      | 0                                  |  |  | 0                   | 0.0000   | 0  | 0           | 0.0000  |  |   | 0                      | 0.0000 | 0  | 0.0000 | 0   |                          |
| <b>c</b>      | <b>Bodies Corporate</b>                            |                            | 0                      | 0                                  |  |  | 0                   | 0.0000   | 0  | 0           | 0.0000  |  |   | 0                      | 0.0000 | 0  | 0.0000 | 0   |                          |
| <b>d</b>      | <b>Financial Institutions/ Banks</b>               |                            | 0                      | 0                                  |  |  | 0                   | 0.0000   | 0  | 0           | 0.0000  |  |   | 0                      | 0.0000 | 0  | 0.0000 | 0   |                          |
| <b>e</b>      | <b>Any Other (Specify)</b>                         |                            | 0                      | 0                                  |  |  | 0                   | 0.0000   | 0  | 0           | 0.0000  |  |   | 0                      | 0.0000 | 0  | 0.0000 | 0   |                          |
|               | <b>Sub Total (A)(1) :</b>                          |                            | 3                      | 994000                             |  |  | 994000              | 33.4612  | 994000   | 994000      | 33.4612 |  |   | 0                      | 0.0000 | 0  | 0.0000 | 994000                                    |                          |



Table(II) & (III)- Summary Statement holding of specified securities

Name Of The Company : TRISHAKTI ELECTRONICS AND INDUSTRIES LTD.

|               |  | Quarter Ended 31-Mar-2022 |                        |                                    |  |  |                     |  |  |             |        |  |   |                         |        |  |        |   |
|---------------|--|---------------------------|------------------------|------------------------------------|--|--|---------------------|--|--|-------------|--------|--|---|-------------------------|--------|--|--------|---|
| Category Code | Category and name of Shareholders  | PAN                       | Number of shareholders | No. of fully paid up equity Shares | No. of Partly paid-up equity shares held | No. of shares underlying Depository Receipts | Total no. of Shares | Shareholding as a % of total no. of shares (calculated as per SCRR, 1957) As a % of (A+B+C2) | Number of Voting Rights held in each class of securities (X) |             |        | No. of Shares Underlying Outstanding convertible securities (including Warrants) | Shareholding as a % assuming full conversion of convertible securities (as a percentage of diluted share capital) | No of Locked in shares  |        | Number of Shares pledged or otherwise encumbered |        | No. of Shares held in Dematerialised form |
|               |  |                           |                        |                                    |  |  |                     |  | No of voting Rights  | Class eg: X | Total  |  |   | Total as a % of (A+B+C) | No (a) | As a % of Total shr held                         | No (a) |   |
| (I)           | (II)   | (III)                     | (IV)                   | (V)                                | (VI)                                     | (VII)=IV+V+VI                                | (VIII)              | (IX)   |  |             |        | (X)  | (XI)  | (XII)                   | (XIII) | (XIV)  | (XV)   |   |
| <b>A</b>      | <b>Shareholding of Promoter and Promoter Group</b>                             |                           |                        |                                    |  |  |                     |  |  |             |        |  |   |                         |        |  |        |   |
| <b>2</b>      | <b>Foreign</b>   |                           |                        |                                    |  |  |                     |  |  |             |        |  |   |                         |        |  |        |   |
| <b>a</b>      | Individuals (Non Resident Indians / Foreign Individuals)                       |                           | 0                      | 0                                  |  |  | 0                   | .0000  | 0  |             | 0      | .0000  |   | 0                       | .0000  | 0  | .0000  | 0   |
| <b>b</b>      | Bodies Corporate   |                           | 0                      | 0                                  |  |  | 0                   | .0000  | 0  |             | 0      | .0000  |   | 0                       | .0000  | 0  | .0000  | 0   |
| <b>c</b>      | Institutions   |                           | 0                      | 0                                  |  |  | 0                   | .0000  | 0  |             | 0      | .0000  |   | 0                       | .0000  | 0  | .0000  | 0   |
| <b>d</b>      | Qualified Foreign Investor   |                           | 0                      | 0                                  |  |  | 0                   | .0000  | 0  |             | 0      | .0000  |   | 0                       | .0000  | 0  | .0000  | 0   |
| <b>e</b>      | Any Other ( Specify )  |                           | 0                      | 0                                  |  |  | 0                   | .0000  | 0  |             | 0      | .0000  |   | 0                       | .0000  | 0  | .0000  | 0   |
|               | <b>Sub Total (A)(2) :</b>  |                           | 0                      | 0                                  |  |  | 0                   | .0000  | 0  |             | 0      | .0000  |   | 0                       | .0000  | 0  | .0000  | 0   |
|               | <b>Total Shareholding of Promoter and Promoter Group (A) = (A)(1) + (A)(2)</b> |                           | 3                      | 994000                             |  |  | 994000              | 33.4612  | 994000   |             | 994000 | 33.4612  |   | 0                       | .00    | 0  | .0000  | 994000                                    |



Table(II) & (III)- Summary Statement holding of specified securities

Name Of The Company : TRISHAKTI ELECTRONICS AND INDUSTRIES LTD.


|               |                                   | Quarter Ended 31-Mar-2022 |                        |                                    |  |  |                     |  |  |             |             |  |   |                        |         |  |                          |   |
|---------------|-----------------------------------|---------------------------|------------------------|------------------------------------|--|--|---------------------|--|--|-------------|-------------|--|---|------------------------|---------|--|--------------------------|---|
| Category Code | Category and name of Shareholders | PAN                       | Number of shareholders | No. of fully paid up equity Shares | No. of Partly paid-up equity shares held | No. of shares underlying Depository Receipts | Total no. of Shares | Shareholding as % of total no. of shares (calculated as per SCRR, 1957) As a % of (A+B+C2) | Number of Voting Rights held in each class of securities (X) |             |             | No. of Shares Underlying Outstanding convertible securities (including Warrants) | Shareholding as a % assuming full conversion of convertible securities (as a percentage of diluted share capital) | No of Locked in shares |         | Number of Shares pledged or otherwise encumbered |                          | No. of Shares held in Dematerialised form |
|               |                                   |                           |                        |                                    |  |  |                     |  | No of voting Rights  | Class eg: X | Class eg: Y |  |   | Total                  | (A+B+C) | No (a)   | As a % of Total shr held |   |
| (I)           | (II)                              | (III)                     | (IV)                   | (V)                                | (VI)                                     | (VII)=IV+V+VI                                | (VIII)              | (IX)   |  |             |             | (X)  | (XI)  | (XII)                  | (XIII)  | (XIV)  | (XV)                     |   |
| <b>B</b>      | <b>Public Shareholding</b>        |                           |                        |                                    |  |  |                     |  |  |             |             |  |   |                        |         |  |                          |   |
| <b>1</b>      | <b>Institutions</b>               |                           |                        |                                    |  |  |                     |  |  |             |             |  |   |                        |         |  |                          |   |
| a             | Mutual Funds/UTI                  |                           | 0                      | 0                                  |  |  | 0                   | .0000  | 0  |             | 0           | .0000  |   |                        | 0       | .0000  | 0                        |   |
| b             | Venture Capital Funds             |                           | 0                      | 0                                  |  |  | 0                   | .0000  | 0  |             | 0           | .0000  |   |                        | 0       | .0000  | 0                        |   |
| c             | Alternate Investment Funds        |                           | 0                      | 0                                  |  |  | 0                   | .0000  | 0  |             | 0           | .0000  |   |                        | 0       | .0000  | 0                        |   |
| d             | Foreign Venture Capital Investors |                           | 0                      | 0                                  |  |  | 0                   | .0000  | 0  |             | 0           | .0000  |   |                        | 0       | .0000  | 0                        |   |
| e             | Foreign Portfolio Investors       |                           | 0                      | 0                                  |  |  | 0                   | .0000  | 0  |             | 0           | .0000  |   |                        | 0       | .0000  | 0                        |   |
| f             | Financial Institutions/ Banks     |                           | 0                      | 0                                  |  |  | 0                   | .0000  | 0  |             | 0           | .0000  |   |                        | 0       | .0000  | 0                        |   |
| g             | Insurance Companies               |                           | 0                      | 0                                  |  |  | 0                   | .0000  | 0  |             | 0           | .0000  |   |                        | 0       | .0000  | 0                        |   |



Table(II) & (III)- Summary Statement holding of specified securities

Name Of The Company : TRISHAKTI ELECTRONICS AND INDUSTRIES LTD.

|               |  | Quarter Ended 31-Mar-2022 |                        |                                    |  |  |                     |  |  |                       |       |  |   |                        |        |  |        |   |      |
|---------------|--|---------------------------|------------------------|------------------------------------|--|--|---------------------|--|--|-----------------------|-------|--|---|------------------------|--------|--|--------|---|------|
| Category Code | Category and name of Shareholders      | PAN                       | Number of shareholders | No. of fully paid up equity Shares | No. of Partly paid-up equity shares held | No. of shares underlying Depository Receipts | Total no. of Shares | Shareholding as a % of total no. of shares (calculated as per SCRR, 1957) As a % of (A+B+C2) | Number of Voting Rights held in each class of securities (X) |                       |       | No. of Shares Underlying Outstanding convertible securities (including Warrants) | Shareholding as a % assuming full conversion of convertible securities (as a percentage of diluted share capital) | No of Locked in shares |        | Number of Shares pledged or otherwise encumbered |        | No. of Shares held in Dematerialised form |      |
|               |  |                           |                        |                                    |  |  |                     |  | No of voting Rights  | Total as a % of A+B+C | (XI)  |  |   | (XII)                  | (XIII) |  | (XIV)  |   | (XV) |
| (I)           | (II)                                   | (III)                     | (IV)                   | (V)                                | (VI)                                     | (VII)=IV+V+VI                                | (VIII)              | (IX)   | Class eg: X  | Class eg:             | Total | (X)  | (XI)  | (XII)                  | No (a) | As a % of Total shr held                         | No (a) | As a % of Total shr held                  | (XV) |
| <b>B</b>      | <b>Public Shareholding</b>             |                           |                        |                                    |  |  |                     |  |  |                       |       |  |   |                        |        |  |        |   |      |
| <b>1</b>      | <b>Institutions</b>                    |                           |                        |                                    |  |  |                     |  |  |                       |       |  |   |                        |        |  |        |   |      |
| h             | Provident Funds/ Pension Funds         |                           | 0                      | 0                                  |  |  | 0                   | .0000  | 0  |                       | 0     | .0000  |   |                        | 0      | .0000  |        | .0000                                     | 0    |
| i             | Any Other (specify)                    |                           | 0                      | 0                                  |  |  | 0                   | .0000  | 0  |                       | 0     | .0000  |   |                        | 0      | .0000  |        | .0000                                     | 0    |
|               | <b>Sub Total (B)(1) :</b>              |                           | 0                      | 0                                  |  |  | 0                   | .0000  | 0  |                       | 0     | .0000  |   |                        |        |  |        |   | 0    |
| <b>2</b>      | <b>Central Govt/State Govt(s)/ POI</b> |                           |                        |                                    |  |  |                     |  |  |                       |       |  |   |                        |        |  |        |   |      |
| a             | GOVT.                                  |                           | 0                      | 0                                  |  |  | 0                   | .0000  | 0  |                       | 0     | .0000  |   |                        | .0000  |  | .0000  |   | 0    |
|               | <b>Sub Total (B)(2) :</b>              |                           | 0                      | 0                                  |  |  | 0                   | .0000  | 0  |                       | 0     | .0000  |   |                        |        |  |        |   | 0    |



Table(II) & (III)- Summary Statement holding of specified securities

Name Of The Company : TRISHAKTI ELECTRONICS AND INDUSTRIES LTD.

|               |   | Quarter Ended 31-Mar-2022 |                        |                                    |  |  |                     |  |  |             |             |  |   |                        |                         |  |                          |   |        |
|---------------|---|---------------------------|------------------------|------------------------------------|--|--|---------------------|--|--|-------------|-------------|--|---|------------------------|-------------------------|--|--------------------------|---|--------|
| Category Code | Category and name of Shareholders   | PAN                       | Number of shareholders | No. of fully paid up equity Shares | No. of Partly paid-up equity shares held | No. of shares underlying Depository Receipts | Total no. of Shares | Shareholding as a % of total no. of shares (calculated as per SCRR, 1957) As a % of (A+B+C2) | Number of Voting Rights held in each class of securities (X) |             |             | No. of Shares Underlying Outstanding convertible securities (including Warrants) | Shareholding as a % assuming full conversion of convertible securities (as a percentage of diluted share capital) | No of Locked in shares |                         | Number of Shares pledged or otherwise encumbered |                          | No. of Shares held in Dematerialised form |        |
|               |   |                           |                        |                                    |  |  |                     |  | No of voting Rights  | Class eg: X | Class eg: Y |  |   | Total                  | Total as a % of (A+B+C) | No (a)   | As a % of Total shr held |   | No (a) |
| <b>B</b>      | <b>Public Shareholding</b>  |                           |                        |                                    |  |  |                     |  |  |             |             |  |   |                        |                         |  |                          |   |        |
| <b>3</b>      | <b>Non-Institutions</b>   |                           |                        |                                    |  |  |                     |  |  |             |             |  |   |                        |                         |  |                          |   |        |
| <b>a</b>      | <b>Individuals</b>  |                           |                        |                                    |  |  |                     |  |  |             |             |  |   |                        |                         |  |                          |   |        |
| <b>i</b>      | Individual shareholders holding nominal share capital up to Rs. 2 lakhs.        |                           | 1032                   | 352535                             |  |  | 352535              | 11.8675  | 352535   |             | 352535      | 11.8675  |   |                        | 0                       | .0000  |                          | .0000                                     | 310536 |
| <b>ii</b>     | Individual shareholders holding nominal share capital in excess of Rs. 2 lakhs. |                           | 6                      | 864559                             |  |  | 864559              | 29.1039  | 864559   |             | 864559      | 29.1039  |   |                        | 0                       | .0000  |                          | .0000                                     | 864559 |
|               |   | SURESH JHANWAR HUF        | AANHS5302Q             | 70158                              |  |  | 70158               | 2.3617   | 70158  |             | 70158       | 2.3617   |   |                        | 0                       | .0000  |                          | .0000                                     | 70158  |
|               |   | PRANAV JHANWAR            | AFHPJ3706N             | 362222                             |  |  | 362222              | 12.1936  | 362222   |             | 362222      | 12.1936  |   |                        | 0                       | .0000  |                          | .0000                                     | 362222 |
|               |   | DHRUV JHANWAR             | AFHPJ7036B             | 358622                             |  |  | 358622              | 12.0724  | 358622   |             | 358622      | 12.0724  |   |                        | 0                       | .0000  |                          | .0000                                     | 358622 |
| <b>b</b>      | NBFCs registered with RBI   |                           | 0                      | 0                                  |  |  | 0                   | .0000  | 0  |             | 0           | .0000  |   |                        | 0                       | .0000  |                          | .0000                                     | 0      |
| <b>c</b>      | Employee Trust  |                           | 0                      | 0                                  |  |  | 0                   | .0000  | 0  |             | 0           | .0000  |   |                        | 0                       | .0000  |                          | .0000                                     | 0      |
| <b>d</b>      | Overseas Depositories (holding DRs) (balancing figure)                          |                           | 0                      | 0                                  |  |  | 0                   | .0000  | 0  |             | 0           | .0000  |   |                        | 0                       | .0000  |                          | .0000                                     | 0      |
| <b>e</b>      | Any Other (specify)   |                           | 0                      | 0                                  |  |  | 0                   | .0000  | 0  |             | 0           | .0000  |   |                        | 0                       | .0000  |                          | .0000                                     | 0      |






Table(II) & (III)- Summary Statement holding of specified securities

Name Of The Company : TRISHAKTI ELECTRONICS AND INDUSTRIES LTD.

|               |                                   | Quarter Ended 31-Mar-2022 |                        |                                    |  |  |                     |  |  |                       |        |  |   |                        |        |  |        |   |                          |
|---------------|-----------------------------------|---------------------------|------------------------|------------------------------------|--|--|---------------------|--|--|-----------------------|--------|--|---|------------------------|--------|--|--------|---|--------------------------|
| Category Code | Category and name of Shareholders | PAN                       | Number of shareholders | No. of fully paid up equity Shares | No. of Partly paid-up equity shares held | No. of shares underlying Depository Receipts | Total no. of Shares | Shareholding as a % of total no. of shares (calculated as per SCRR, 1957) As a % of (A+B+C2) | Number of Voting Rights held in each class of securities (X) |                       |        | No. of Shares Underlying convertible securities (including Warrants) | Shareholding as a % assuming full conversion of convertible securities (as a percentage of diluted share capital) | No of Locked in shares |        | Number of Shares pledged or otherwise encumbered |        | No. of Shares held in Dematerialised form |                          |
|               |                                   |                           |                        |                                    |  |  |                     |  |  |                       |        |  |   | (XI)                   | (XIII) |  | (XIV)  |   |                          |
|               |                                   |                           |                        |                                    |  |  |                     |  | No of voting Rights  | Total as a % of A+B+C |        |  |   |                        | No (a) | As a % of Total shr held                         | No (a) |   | As a % of Total shr held |
| (I)           | (II)                              | (III)                     | (IV)                   | (V)                                | (VI)                                     | (VII)=IV+V+VI                                | (VIII)              | (IX)   | Class eg: X  | Class eg: Y           | Total  | (X)  | (XII)   | (XIII)                 | (XIV)  | (XV)   |        |   |                          |
| <b>B</b>      | <b>Public Shareholding</b>        |                           |                        |                                    |  |  |                     |  |  |                       |        |  |   |                        |        |  |        |   |                          |
| <b>3</b>      | <b>Non-Institutions</b>           |                           |                        |                                    |  |  |                     |  |  |                       |        |  |   |                        |        |  |        |   |                          |
| i             | Any Other (specify)               |                           |                        |                                    |  |  |                     |  |  |                       |        |  |   |                        |        |  |        |   |                          |
| i             | Other Bodies Corporate            |                           | 27                     | 759256                             |  |  | 759256              | 25.5590  | 759256   |                       | 759256 | 25.5590  |   | 0                      | .0000  | .0000  | 742056 |   |                          |
| i             | Other Bodies Corporate            |                           |                        |                                    |  |  |                     |  |  |                       |        |  |   |                        | .0000  |  |        |   |                          |
|               | SAGARMAL RAMESH KUMAR PVT LTD     | AADCS7402A                |                        | 458705                             |  |  | 458705              | 15.4415  | 458705   |                       | 458705 | 15.4415  |   |                        |        |  | 458705 |   |                          |
|               | STARLIGHT CAPITAL PRIVATE         | ABECS5052L                |                        | 85032                              |  |  | 85032               | 2.8625   | 85032  |                       | 85032  | 2.8625   |   | 0                      | .0000  |  | 85032  |   |                          |
|               | SUNFLAG VINIYOG PRIVATE LIMITED   | AAFC33865J                |                        | 34060                              |  |  | 34060               | 1.1466   | 34060  |                       | 34060  | 1.1466   |   | 0                      | .0000  |  | 34060  |   |                          |
|               | STARMAX INVESTMENT PRIVATE        | ABECS4819B                |                        | 55907                              |  |  | 55907               | 1.8820   | 55907  |                       | 55907  | 1.8820   |   | 0                      | .0000  |  | 55907  |   |                          |
| ii)a          | NRI WITH REPAT                    |                           | 1                      | 250                                |  |  | 250                 | .0084  | 250  |                       | 250    | .0084  |   | 0                      | .0000  | .0000  | 250    |   |                          |
| ii)b          | NRI WITHOUT REPAT                 |                           | 0                      | 0                                  |  |  | 0                   | .0000  | 0  |                       | 0      | .0000  |   | 0                      | .0000  | .0000  | 0      |   |                          |
| iii           | Trust                             |                           | 0                      | 0                                  |  |  | 0                   | .0000  | 0  |                       | 0      | .0000  |   | .0000                  | .0000  | .0000  | 0      |   |                          |
| iv            | Cooperative Societies             |                           | 0                      | 0                                  |  |  | 0                   | .0000  | 0  |                       | 0      | .0000  |   | .0000                  | .0000  | .0000  | 0      |   |                          |
| v             | Educational Institutions          |                           | 0                      | 0                                  |  |  | 0                   | .0000  | 0  |                       | 0      | .0000  |   | .0000                  | .0000  | .0000  | 0      |   |                          |
| vi            | OCB                               |                           | 0                      | 0                                  |  |  | 0                   | .0000  | 0  |                       | 0      | .0000  |   | .0000                  | .0000  | .0000  | 0      |   |                          |



Table(II) & (III)- Summary Statement holding of specified securities

Name Of The Company : TRISHAKTI ELECTRONICS AND INDUSTRIES LTD.

|                          |   | Quarter Ended 31-Mar-2022 |                        |                                    |  |  |                     |  |  |                       |         |  |   |                        |        |  |        |   |         |
|--------------------------|---|---------------------------|------------------------|------------------------------------|--|--|---------------------|--|--|-----------------------|---------|--|---|------------------------|--------|--|--------|---|---------|
| Category Code            | Category and name of Shareholders                               | PAN                       | Number of shareholders | No. of fully paid up equity Shares | No. of Partly paid-up equity shares held | No. of shares underlying Depository Receipts | Total no. of Shares | Shareholding as a % of total no. of shares (calculated as per SCRR, 1957) As a % of (A+B+C2) | Number of Voting Rights held in each class of securities (X) |                       |         | No. of Shares Underlying Outstanding convertible securities (including Warrants) | Shareholding as a % assuming full conversion of convertible securities (as a percentage of diluted share capital) | No of Locked in shares |        | Number of Shares pledged or otherwise encumbered |        | No. of Shares held in Dematerialised form |         |
|                          |   |                           |                        |                                    |  |  |                     |  | No of voting Rights  | Total as a % of A+B+C |         |  |   | (XIII)                 | (XIV)  | (XV)   |        |   |         |
| (I)                      | (II)  | (III)                     | (IV)                   | (V)                                | (VI)                                     | (VII)=IV+V+VI                                | (VIII)              | (IX)   | Class eg: X  | Class eg: Y           | Total   | (X)  | (XI)  | (XII)                  | No (a) | As a % of Total shr held                         | No (a) | As a % of Total shr held                  | (XV)    |
| <b>B</b>                 | <b>Public Shareholding</b>                                      |                           |                        |                                    |  |  |                     |  |  |                       |         |  |   |                        |        |  |        |   |         |
| <b>3</b>                 | <b>Non-Institutions</b>   |                           |                        |                                    |  |  |                     |  |  |                       |         |  |   |                        |        |  |        |   |         |
| <b>i</b>                 | Any Other (specify)   |                           |                        |                                    |  |  |                     |  |  |                       |         |  |   |                        |        |  |        |   |         |
| <b>vii</b>               | Foreign Companies   |                           | 0                      | 0                                  |  |  | 0                   | .0000  | 0  |                       | 0       | .0000  |   |                        | .0000  |  | .0000  |   | 0       |
|                          | <b>Sub Total (B)(3) :</b>                                       |                           | 1066                   | 1976600                            |  |  | 1976600             | 66.5388  | 1976600  |                       | 1976600 | 66.5388  |   |                        |        |  |        |   | 1917401 |
|                          | <b>Total Public Shareholding (B) = (B)(1) + (B)(2)+(B)(3) :</b> |                           | 1066                   | 1976600                            |  |  | 1976600             | 66.5388  | 1976600  |                       | 1976600 | 66.5388  | 0   | .00                    |        |  |        |   | 1917401 |
| <b>Total (A) + (B) :</b> |   |                           | 1069                   | 2970600                            |  |  | 2970600             | 100.0000   | 2970600  |                       | 2970600 | 100.0000   |   |                        | 0      | .0000  |        |   | 2911401 |




Table (IV)- Summary Statement holding of specified securities

Name Of The Company : **TRISHAKTI ELECTRONICS AND INDUSTRIES LTD.**  
 Quarter Ended **31-Mar-2022**

| Category Code   | Category of Shareholders | PAN | Number of shareholders | No. of fully paid up equity Shares | No. of Partly paid-up equity shares held | No. of shares underlying Depository Receipts | Total no. of Shares | Shareholding as a % of total no. of shares (calculated as per SCRR, 1957) As a % of (A+B+C2) | Number of Voting Rights held in each class of securities (X) |                         |                        | No. of Shares Underlying Outstanding convertible securities (including Warrants) | Shareholding, as a% assuming full conversion of convertible securities ( as a percentage of diluted share capital) | No of Locked in shares                           |             | Number of Shares pledged or otherwise encumbered |                          | No. of Shares held in Dematerialised form |         |
|---|--------------------------|-----|------------------------|------------------------------------|--|--|---------------------|--|--|-------------------------|------------------------|--|--|--|-------------|--|--------------------------|---|---------|
|   |                          |     |                        |                                    |  |  |                     |  | No of voting Rights  | Total as a % of (A+B+C) | No of Locked in shares |  |  | Number of Shares pledged or otherwise encumbered |             |  |                          |   |         |
|   |                          |     |                        |                                    |  |  |                     |  |  |                         |                        |  |  | Class eg: X                                      | Class eg: Y | Total  | As a % of Total shr held |   | No (a)  |
| <b>C</b>  |                          |     |                        |                                    |  |  |                     |  |  |                         |                        |  |  |  |             |  |                          |   |         |
| <b>Non-Promoter Non-Public</b>  |                          |     |                        |                                    |  |  |                     |  |  |                         |                        |  |  |  |             |  |                          |   |         |
| 1   | Custodian/DR Holder      |     | 0                      | 0                                  | 0  | 0  | 0                   |  |  |                         |                        |  |  |  |             |  |                          |   | 0       |
| <b>Non-Promoter Non-Public</b>  |                          |     |                        |                                    |  |  |                     |  |  |                         |                        |  |  |  |             |  |                          |   |         |
| 2   | Employee Benefit Trust   |     | 0                      | 0                                  | 0  | 0  | 0                   |  |  |                         |                        |  |  |  |             |  |                          |   | 0       |
| <b>Total Non- Promoter- Non Public Shareholding (C)= (C)(1)+(C)(2):</b> |                          |     | 0                      | 0                                  | 0  | 0  | 0                   |  |  |                         |                        |  |  |  |             |  |                          |   | 0       |
| <b>GRAND TOTAL (A) + (B) + (C)</b>                                      |                          |     | 1069                   | 2970600                            |  |  | 2970600             | 100.0000   |  |                         |                        |  |  | 0.0000   |             | 0.0000   |                          |   | 2911401 |

Prepared By MCS Share Transfer Agent Ltd.




List Of Promoters

Indian

Individual / HUF

| Sr1    | Folio No<br>Demat Share     | Name            | Shares | Amount  | Percentage |
|--------|-----------------------------|-----------------|--------|---------|------------|
| 1      | IN300020/11744611<br>810779 | SURESH JHANWAR  | 810779 | 8107790 | 27.2934    |
| 2      | IN300020/11744603<br>112021 | SHALINI JHANWAR | 112021 | 1120210 | 3.771      |
| 3      | IN300020/11745331<br>71200  | SURESH JHANWAR  | 71200  | 712000  | 2.3968     |
| 994000 |                             | Total :         | 994000 | 9940000 | 33.4612    |
| 994000 |                             | Sub Total :     | 994000 | 9940000 | 33.4612    |




## Public Shareholding

## Non-Institutions

## Bodies Corporate

| Sr | Folio No<br>Demat Share     | Name                                       | Shares | Amount  | Percentage |
|----|-----------------------------|--|--------|---------|------------|
| 1  | IN300020/11743268<br>458705 | SAGARMAL RAMESH KUMAR PVT LTD              | 458705 | 4587050 | 15.4415    |
| 2  | 1201060004033921<br>85032   | STARLIGHT CAPITAL PRIVATE                  | 85032  | 850320  | 2.8625     |
| 3  | 1201060004056369<br>55907   | STARMAX INVESTMENT PRIVATE                 | 55907  | 559070  | 1.882      |
| 4  | 1203450000743419<br>34060   | SUNFLAG VINIYOG PRIVATE LIMITED            | 34060  | 340600  | 1.1466     |
| 5  | IN301549/39768836<br>25280  | APPROACH PROPERTIES PRIVATE LIMITED        | 25280  | 252800  | .851       |
| 6  | 1202550000050621<br>24153   | BANHEM STOCK BROKING PRIVATE LIMITED       | 24153  | 241530  | .8131      |
| 7  | 0000460                     | PLEASANT CREDIT CAPITAL LTD                | 15600  | 156000  | .5251      |
| 8  | 1206950000008612<br>14100   | MUGATLAL BHAGWANDAS BODA & COMPANY PVT.LTD | 14100  | 141000  | .4747      |
| 9  | 1203990000134171<br>13600   | S B & T INTERNATIONAL LIMITED              | 13600  | 136000  | .4578      |
| 10 | 1203320018512904            | ANGEL BROKING LIMITED                      | 9985   | 99850   | .3361      |



TEL\_DIST31032022

|            |                   |  |      |       |       |
|------------|-------------------|--|------|-------|-------|
| 9985       |                   |  |      |       |       |
| 11<br>6150 | IN300773/10003891 | JAINCO PROJECTS( INDIA) LIMITED        | 6150 | 61500 | .207  |
| 12<br>3438 | IN301629/10155578 | HIGHLIGHT TRADE PRIVATE LIMITED        | 3438 | 34380 | .1157 |
| 13<br>3329 | IN301774/18327393 | HIH7 WEBTECH PRIVATE LIMITED           | 3329 | 33290 | .1121 |
| 14<br>2608 | IN301774/10000579 | RELIGARE BROKING LIMITED               | 2608 | 26080 | .0878 |
| 15<br>2180 | IN303719/10246235 | EDELWEISS BROKING LIMITED              | 2180 | 21800 | .0734 |
| 16<br>1820 | 1203230000158416  | EDELWEISS BROKING LIMITED              | 1820 | 18200 | .0613 |
| 17<br>1200 | IN302365/11263748 | SHRI PARASRAM HOLDINGS PRIVATE LIMITED | 1200 | 12000 | .0404 |
| 18         | 0000552           | REVATI FISCAL SERVICES LTD             | 800  | 8000  | .0269 |
| 19         | 0001029           | CLASSIC SHARE & STOCK BROKING SER. LTD | 400  | 4000  | .0135 |
| 20         | 0000202           | FAST TRACK TRADE FIVEST LTD            | 300  | 3000  | .0101 |
| 21<br>230  | 1201060004417179  | JENKO BUSINESS PVT                     | 230  | 2300  | .0077 |
| 22<br>102  | IN302461/10021569 | SHAMROCK SECURITIES PVT. LTD.          | 102  | 1020  | .0034 |
| 23         | 0001039           | RELAX APPLIANCES LIMITED               | 100  | 1000  | .0034 |
| 24<br>99   | IN301330/20952988 | ALLIANCE FINSTOCK LTD                  | 99   | 990   | .0033 |
| 25<br>50   | 1204630000155615  | BMA WEALTH CREATORS LTD                | 50   | 500   | .0017 |
| 26<br>23   | IN303655/10000141 | SMC GLOBAL SECURITIES LIMITED          | 23   | 230   | .0008 |



27 5 1208160065417541 AIMWARE INDIA PRIVATE TEL\_DIST31032022 5 50 .0002

742056 Total : 759256 7592560 25.5591

TRISHAKTI ELECTRONICS AND INDUSTRIES LTD. DISTRIBUTION SCHEDULE As On : 31/03/2022  
Page 3 of 5


Public Shareholding

Non-Institutions

Individual Shareholders Having Nominal Share  
Capital upto Rs. 2 Lakh

| Sr | Folio No<br>Demat Share | Name    | Shares | Amount  | Percentage |
|----|-------------------------|---------|--------|---------|------------|
| 1  | 1032<br>310536          |         | 352535 | 3525350 | 11.8675    |
|    | 310536                  | Total : | 352535 | 3525350 | 11.8675    |

TRISHAKTI ELECTRONICS AND INDUSTRIES LTD. DISTRIBUTION SCHEDULE As On : 31/03/2022  
Page 4 of 5




TEL\_DIST31032022

Public Shareholding

Non-Institutions

Individual Shareholders Having Nominal Share  
Capital in excess of Rs. 2 Lakh

| Sr     | Folio No<br>Demat Share     | Name               | Shares | Amount  | Percentage |
|--------|-----------------------------|--------------------|--------|---------|------------|
| 1      | IN300020/11746295<br>362222 | PRANAV JHANWAR     | 362222 | 3622220 | 12.1936    |
| 2      | IN300020/11746300<br>358622 | DHRUV JHANWAR      | 358622 | 3586220 | 12.0724    |
| 3      | 1201060003624104<br>70158   | SURESH JHANWAR HUF | 70158  | 701580  | 2.3617     |
| 4      | 1201060004422651<br>28091   | SHASHI AGARWAL     | 28091  | 280910  | .9456      |
| 5      | IN300159/10566860<br>24948  | TEJAS B. TRIVEDI   | 24948  | 249480  | .8398      |
| 6      | 1201060004422305<br>20518   | RABIN GHOSH        | 20518  | 205180  | .6907      |
| 864559 |                             | Total :            | 864559 | 8645590 | 29.1038    |






Public Shareholding

Non-Institutions

NRI WITH REPATRIATION

| Sr1     | Folio No<br>Demat Share | Name         | Shares  | Amount   | Percentage |
|---------|-------------------------|--------------|---------|----------|------------|
| 1       | IN300239/11654595       | BENNY THOMAS | 250     | 2500     | .0084      |
| 250     |                         | Total :      | 250     | 2500     | .0084      |
| 1917401 |                         | Sub Total :  | 1976600 | 19766000 | 66.5388    |
| 2911401 |                         | Grand Total  | 2970600 | 29706000 | 100%       |



♀  
TRISHAKTI ELECTRONICS AND INDUSTRIES LTD. TEL\_range\_top  
Range Analysis From Merge Holder As on : 31-MAR-22


| Range          | Shares  | Folios | Percent Shares | Percent Holders |
|----------------|---------|--------|----------------|-----------------|
| 1 - 500        | 78374   | 906    | 2.6383         | 84.7521         |
| 501 - 1000     | 64054   | 78     | 2.1563         | 7.2965          |
| 1001 - 2000    | 47883   | 33     | 1.6119         | 3.0870          |
| 2001 - 3000    | 16847   | 7      | .5671          | .6548           |
| 3001 - 4000    | 38816   | 11     | 1.3067         | 1.0290          |
| 4001 - 5000    | 13700   | 3      | .4612          | .2806           |
| 5001 - 10000   | 74211   | 10     | 2.4982         | .9355           |
| 10001 - 50000  | 252069  | 12     | 8.4855         | 1.1225          |
| 50001 - 100000 | 282297  | 4      | 9.5030         | .3742           |
| And Above      | 2102349 | 5      | 70.7719        | .4677           |
| * Total *      | 2970600 | 1069   | 100.0000       | 100.0000        |

♀  
TRISHAKTI ELECTRONICS AND INDUSTRIES LTD 50 Top Holders From Merge Holder As on : 31-MAR-22

| Sr1.No. | Folio No./Dp-Cl.Id | Name                            | Shares | %ge     |
|---------|--------------------|---------------------------------|--------|---------|
| 1       | IN300020/11744611  | SURESH JHANWAR                  | 810779 | 27.2934 |
| 2       | IN300020/11743268  | SAGARMAL RAMESH KUMAR PVT LTD   | 458705 | 15.4415 |
| 3       | IN300020/11746295  | PRANAV JHANWAR                  | 362222 | 12.1936 |
| 4       | IN300020/11746300  | DHRUV JHANWAR                   | 358622 | 12.0724 |
| 5       | IN300020/11744603  | SHALINI JHANWAR                 | 112021 | 3.7710  |
| 6       | 1201060004033921   | STARLIGHT CAPITAL PRIVATE       | 85032  | 2.8625  |
| 7       | IN300020/11745331  | SURESH JHANWAR                  | 71200  | 2.3968  |
| 8       | 1201060003624104   | SURESH JHANWAR HUF              | 70158  | 2.3617  |
| 9       | 1201060004056369   | STARMAX INVESTMENT PRIVATE      | 55907  | 1.8820  |
| 10      | 1203450000743419   | SUNFLAG VINIYOG PRIVATE LIMITED | 34060  | 1.1466  |



|    |                   | TEL_range_top                              |                            |
|----|-------------------|--|----------------------------|
| 11 | 1201060004422651  | SHASHI AGARWAL                             |                            |
| 12 | IN301549/39768836 | APPROACH PROPERTIES PRIVATE LIMITED        | 28091 .9456                |
| 13 | IN300159/10566860 | TEJAS B. TRIVEDI                           | 25280 .8510                |
| 14 | 1202550000050621  | BANHEM STOCK BROKING PRIVATE LIMITED       | 24948 .8398                |
| 15 | 1201060004422305  | RABIN GHOSH                                | 24153 .8131                |
| 16 | 1201060004422299  | PARBATI GHOSH                              | 20518 .6907                |
| 17 | IN301330/19840307 | ANIL KUMAR KAYA                            | 18526 .6236                |
| 18 | 1201060004484054  | ALKA CHOPRA                                | 16914 .5694                |
| 19 | 0000460           | PLEASANT CREDIT CAPITAL LTD                | 16279 .5480                |
| 20 | 1206950000008612  | MUGATLAL BHAGWANDAS BODA & COMPANY PVT.LTD | 15600 .5251                |
| 21 | 1203990000134171  | S B & T INTERNATIONAL LIMITED              | 14100 .4747                |
| 22 | IN300011/10526863 | KALPANA GIRISH GALA                        | 13600 .4578                |
| 23 | 1203150000214201  | PARUL MANEK                                | 10000 .3366                |
| 24 | 1203320018512904  | ANGEL BROKING LIMITED                      | 10000 .3366                |
| 25 | 0001204           | BANKIM DHIRENDRA SHAH                      | 9985 .3361                 |
| 26 | IN300360/22357413 | PUJA ARORA                                 | 9900 .3333                 |
| 27 | IN300773/10003891 | JAINCO PROJECTS( INDIA) LIMITED            | 6239 .2100                 |
| 28 | IN301549/63402985 | PRANAV KHERIA                              | 6150 .2070                 |
| 29 | IN303069/10011329 | Laxmi Devi Jhanwar                         | 6000 .2020                 |
| 30 | IN302461/10012890 | SANJAYKUMAR SARAWAGI                       | 5486 .1847                 |
| 31 | IN300513/17699146 | RAM RATAN TODI                             | 5450 .1835                 |
| 32 | IN301330/22080634 | TEJAS TRIVEDI                              | 5001 .1683                 |
| 33 | 1303870000269209  | PANSY DINSHAW MEHTA                        | 4950 .1666                 |
| 34 | IN302461/10012875 | PRITTY DEVI SARAWAGI                       | 4500 .1515                 |
| 35 | 1201060002431906  | KAMALA JALAN                               | 4250 .1431                 |
| 36 | IN304295/10004933 | NITIN RADHESHYAM AGARWAL                   | 4000 .1347                 |
| 37 | IN303028/51547204 | NIMISHA PRASHANT MEHTA                     | 4000 .1347                 |
| 38 | IN303108/10293846 | MANJU KRISHNAKUMAR JAGNANI                 | 3942 .1327                 |
| 39 | 1202550000050746  | MEENABEN PRAMODKUMAR MEHTA                 | 3600 .1212                 |
| 40 | IN300360/22522802 | NIKUNJ JHANWAR                             | 3530 .1188                 |
| 41 | IN301629/10155578 | HIGHLIGHT TRADE PRIVATE LIMITED            | 3500 .1178                 |
| 42 | IN301774/18327393 | HIH7 WEBTECH PRIVATE LIMITED               | 3438 .1157                 |
| 43 | IN302461/10059665 | SANJAY HARIKISHAN                          | 3329 .1121                 |
| 44 | 1206640000018683  | GAUTAM BORAR                               | 3207 .1080                 |
| 45 | IN304295/13311374 | RIDDHI ANILKUMAR BHATT                     | 3170 .1067                 |
| 46 | 1204380000024203  | NITU KOTHARI                               | 3100 .1044                 |
| 47 | IN301774/10000579 | RELIGARE BROKING LIMITED                   | 3000 .1010                 |
| 48 | 0000976           | RITU JAIN                                  | 2608 .0878                 |
| 49 | IN301372/10168446 | MAHENDRA KUMAR BHAIA                       | 2400 .0808                 |
| 50 | 1204150000364230  | SAGARMAL BHANWARLAL KATARIA (HUF)          | 2326 .0783                 |
|    |                   |  | 2291 .0771                 |
|    |                   |  | -----                      |
|    |                   |  | ** Total : 2776067 93.4514 |
|    |                   |  | -----                      |



TEL\_range\_top

\*\* For All Status Including Promoter \*\*

